

LINEA
Fate
Lenza

Struttura a soffitto o a parete. La struttura è composta dalla vostra FATA preferita, fornita di cavo lungo 3 metri, da un sostegno a lenza mobile in senso orizzontale per 90° e da un rosone per la connessione elettrica. Questi due ultimi elementi sono disponibili nelle finiture ottone anticato o nero matt. Elegante, versatile e flessibile, la Lenza delle nostre FATE permette di illuminare con più libertà gli spazi dove viene installata.

Ceiling or wall structure. The structure is made up of your favorite Fairy, supplied with a 3-meter-long cable, of a support movable horizontally for 90° and a rosette for the connection to the power supply. These last elements are available in aged brass or matt black finishes. Elegant, versatile and flexible, the Lenza can more freely light spaces where it is installed.



Insieme composto da:
Set made of:

3) Art. LENZAP/NM

1) Art. LF5/MIX/NL

1) Art. LF4/MIX/NL

1) Art. LF1/MIX/NL



*...si nascondono in fondo al mare,
oppure sono in viaggio per la luna
in cerca di fortuna.*

Ma che cosa potevano fare?

Erano disoccupate!

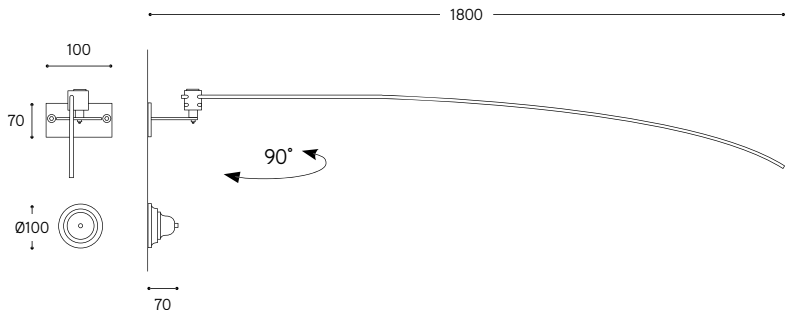
Nessuno le voleva ascoltare.

*Tutto il giorno se ne stavano imbronciate
nel castello diroccato ad aspettare
che qualcuno le mandasse a chiamare...*

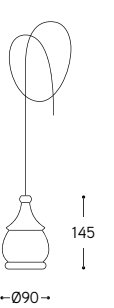


Lenza a parete
Lenza for wall

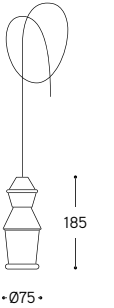
Art. LENZAP/...



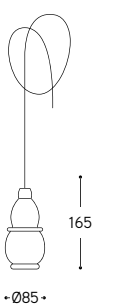
Art. LF1/MIX/...



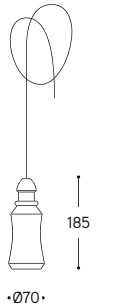
Art. LF2/MIX/...



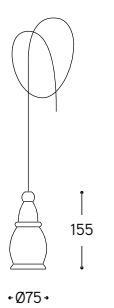
Art. LF3/MIX/...



Art. LF4/MIX/...



Art. LF5/MIX/...



ARTICOLO ITEM	DESCRIZIONE DESCRIPTION	ATTACCO SOCKET	POTENZA POWER	PESO GR. WEIGHT GR.	VOL. IN M³ VOL. IN M³	FINITURA FINISHING	FASCIA PREZZO PRICE RANGE
LF1/MIX/...	Applique a muro per sostegno a lenza comprensiva di cavo pvc trasparente 3 mt. / Wall lamp for line support with a 3-meter-long pvc transparent cable	E27	15W LED	1200	0,02	BL, BM, NL, NM, MR	B24
						CU, PT, PTMATT, CUMATT	B44
						AU, AUMATT	B54
LF2/MIX/...	Applique a muro per sostegno a lenza comprensiva di cavo pvc trasparente 3 mt. / Wall lamp for line support with a 3-meter-long pvc transparent cable	E27	15W LED	1200	0,02	BL, BM, NL, NM, MR	B24
						CU, PT, PTMATT, CUMATT	B44
						AU, AUMATT	B54
LF3/MIX/...	Applique a muro per sostegno a lenza comprensiva di cavo pvc trasparente 3 mt. / Wall lamp for line support with a 3-meter-long pvc transparent cable	E27	15W LED	1200	0,02	BL, BM, NL, NM, MR	B24
						CU, PT, PTMATT, CUMATT	B44
						AU, AUMATT	B54
LF4/MIX/...	Applique a muro per sostegno a lenza comprensiva di cavo pvc trasparente 3 mt. / Wall lamp for line support with a 3-meter-long pvc transparent cable	E27	15W LED	1200	0,02	BL, BM, NL, NM, MR	B24
						CU, PT, PTMATT, CUMATT	B44
						AU, AUMATT	B54
LF5/MIX/...	Applique a muro per sostegno a lenza comprensiva di cavo pvc trasparente 3 mt. / Wall lamp for line support with a 3-meter-long pvc transparent cable	E27	15W LED	1200	0,02	BL, BM, NL, NM, MR	B24
						CU, PT, PTMATT, CUMATT	B44
						AU, AUMATT	B54
LENZAP/...	Sostegno a parete mobile in senso orizzontale con raggio 90° e rosone per entrata cavo / Wall support movable horizontally with a 90° and canopy for cable entry			3200	0,02	O, NM	B73



BL = Finitura bianco lucido / Glossy white
BM = Finitura bianco matt / Matte white
NL = Finitura nero lucido / Glossy black
NM = Finitura nero matt / Matte black
MR = Finitura metal rame / Copper metal
PT = Finitura platino / Platinum

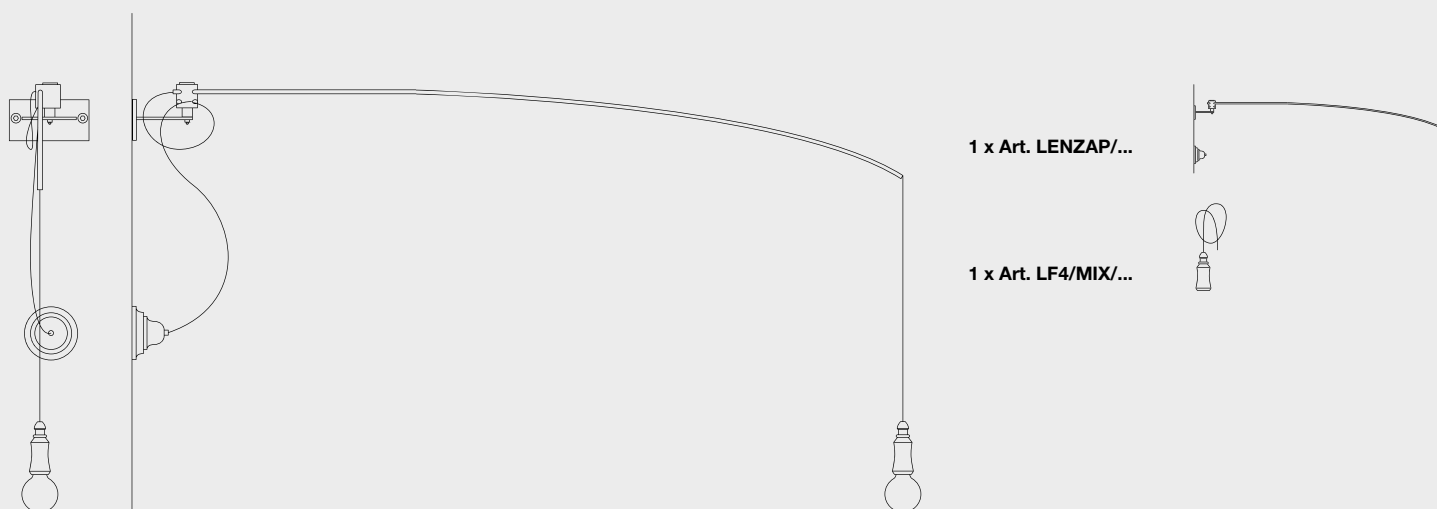
AU = Finitura oro / Gold
CU = Finitura rame / Copper
PTMATT = Finitura platino matt / Matte platinum
AUMATT = Finitura oro matt / Matte gold
CUMATT = Finitura rame matt / Matte copper
O = Finitura ottone anticato / Aged brass

Sostegno mobile in senso
orizzontale per 90°
Support movable
horizontally for 90°



LINEA
Fate

Esempio di installazione
Example of installation

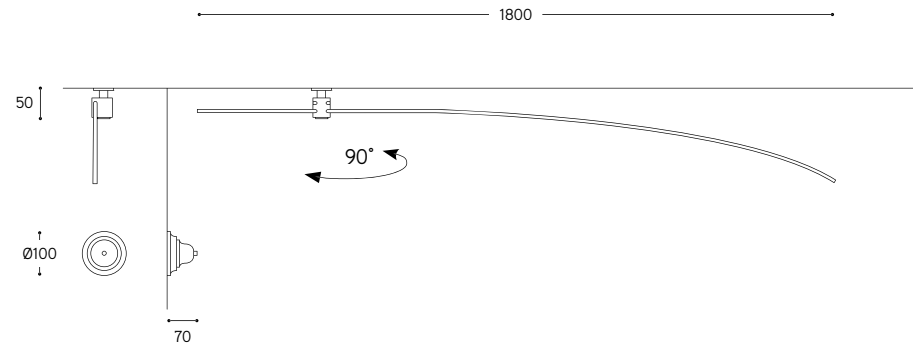


Lenza a soffitto

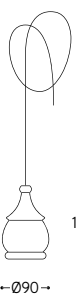
Lenza for ceiling



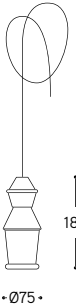
Art. LENZASOF/...



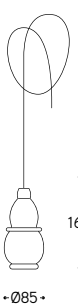
Art. LF1/MIX/...



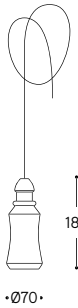
Art. LF2/MIX/...




Art. LF3/MIX/...



Art. LF4/MIX/...



Art. LF5/MIX/...



ARTICOLO ITEM	DESCRIZIONE DESCRIPTION	ATTACCO SOCKET	POTENZA POWER	PESO GR. WEIGHT GR.	VOL. IN M³ VOL. IN M³	FINITURA FINISHING	FASCIA PREZZO PRICE RANGE
LF1/MIX/...	Applique a soffitto per sostegno a lenza comprensiva di cavo pvc trasparente 3 mt. / Ceiling lamp for line support with a 3-meter-long pvc transparent cable	E27	15W LED	700	0,01	BL, BM, NL, NM, MR	B24
						CU, PT, PTMATT, CUMATT	B44
						AU, AUMATT	B54
LF2/MIX/...	Applique a soffitto per sostegno a lenza comprensiva di cavo pvc trasparente 3 mt. / Ceiling lamp for line support with a 3-meter-long pvc transparent cable	E27	15W LED	700	0,01	BL, BM, NL, NM, MR	B24
						CU, PT, PTMATT, CUMATT	B44
						AU, AUMATT	B54
LF3/MIX/...	Applique a soffitto per sostegno a lenza comprensiva di cavo pvc trasparente 3 mt. / Ceiling lamp for line support with a 3-meter-long pvc transparent cable	E27	15W LED	700	0,01	BL, BM, NL, NM, MR	B24
						CU, PT, PTMATT, CUMATT	B44
						AU, AUMATT	B54
LF4/MIX/...	Applique a soffitto per sostegno a lenza comprensiva di cavo pvc trasparente 3 mt. / Ceiling lamp for line support with a 3-meter-long pvc transparent cable	E27	15W LED	700	0,01	BL, BM, NL, NM, MR	B24
						CU, PT, PTMATT, CUMATT	B44
						AU, AUMATT	B54
LF5/MIX/...	Applique a soffitto per sostegno a lenza comprensiva di cavo pvc trasparente 3 mt. / Ceiling lamp for line support with a 3-meter-long pvc transparent cable	E27	15W LED	700	0,01	BL, BM, NL, NM, MR	B24
						CU, PT, PTMATT, CUMATT	B44
						AU, AUMATT	B54
LENZASOF/...	Sostegno a soffitto mobile in senso orizzontale con raggio 90° e rosone per entrata cavo Ceiling support movable horizontally with a 90° and canopy for cable entry			3200	0,02	O, NM	B63



BL = Finitura bianco lucido / Glossy white
BM = Finitura bianco matt / Matte white
NL = Finitura nero lucido / Glossy black
NM = Finitura nero matt / Matte black
MR = Finitura metal rame / Copper metal
PT = Finitura platino / Platinum

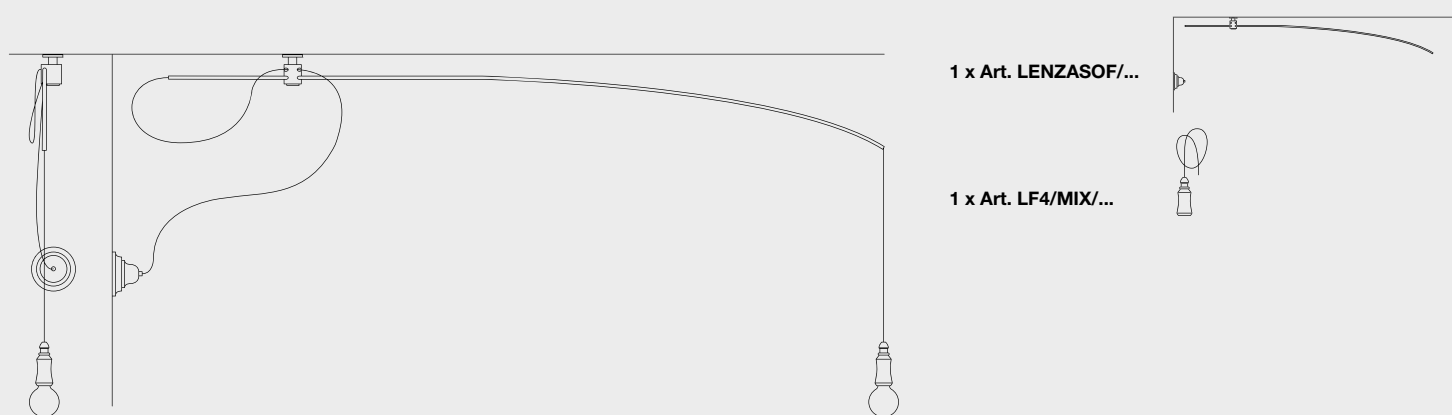
AU = Finitura oro / Gold
CU = Finitura rame / Copper
PTMATT = Finitura platino matt / Matte platinum
AUMATT = Finitura oro matt / Matte gold
CUMATT = Finitura rame matt / Matte copper
O = Finitura ottone anticato / Aged brass

Sostegno mobile in senso
orizzontale per 90°
Support movable
horizontally for 90°



LINEA
Fate

Esempio di installazione
Example of installation



LINEA

Fate

Multipresa

Multi-socket

Accattivante soluzione che permette una diversa connessione alla rete elettrica mediante l'utilizzo della multipresa. L'insieme delle sospensioni, regolabili in altezza al momento dell'installazione può essere composto dallo stesso tipo di FATA come da FATE diverse. Le sospensioni sono fornite con spina e con cavo lungo 3 metri. E' pertanto obbligatorio l'utilizzo dell'appendimento "MAN" per decentralizzazione, sia per il posizionamento che per il fissaggio al soffitto della sospensione. La multipresa non va assolutamente utilizzata come rosone; consente l'allacciamento anche di altri apparecchi elettrici. Sono da ordinare a parte: la multipresa e l'appendimento per decentralizzazione.

Attractive solution that allows a different connection to the electricity supply using the multi-socket. The set of pendants, adjustable in height at the time of installation, can be composed of the same type of Fairy as of different Fairies. Pendants are supplied with plug with a 3-meter-long cable. It's therefore mandatory to use the decentralization support, both for positioning and for fixing the pendant to the ceiling. The multi-socket should not be used as a canopy; allows the connection of other electrical devices as well. Must be ordered separately: the multi-socket and the decentralization support.

Insieme composto da:
Set made of:

- 1) Art. PRESA6/BL
- 3) Art. MAN
- 1) Art. LF4/PLUG/BM
- 1) Art. LF5/PLUG/BM
- 1) Art. LF1/PLUG/BM

**Art. PRESA9/BL****Art. PRESA7/BL****Art. PRESA6/BL****Art. PRESA5/BL****Art. PRESA4/BL****Art. PRESA3/BL****DETAIL**

Serie di multi prese in ceramica, qui presentate nella finitura bianco lucido. Le multiprese non vanno utilizzate come rosone.

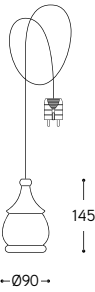
Series of ceramic multi-socket presented in clear white finishing. Multi-socket should not be used as a canopy.



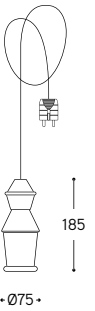
Insieme composto da:
Set made of:

- 1) Art. PRESA3/BL
- 3) Art. MAN
- 1) Art. LF5/PLUG/BL
- 1) Art. LF1/PLUG/BL
- 1) Art. LF3/PLUG/BL

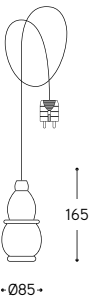
Art. LF1/PLUG/...



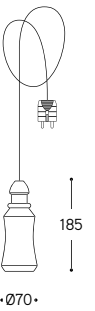
Art. LF2/PLUG/...



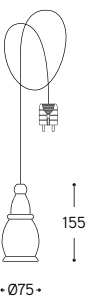
Art. LF3/PLUG/...



Art. LF4/PLUG/...



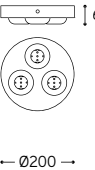
Art. LF5/PLUG/...



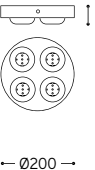
Art. MAN



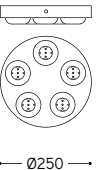
PRESA3/...



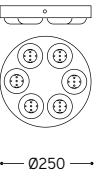
PRESA4/...



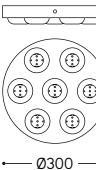
PRESA5/...



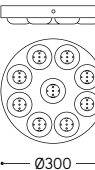
PRESA6/...



PRESA7/...



PRESA9/...



ARTICOLO ITEM	DESCRIZIONE DESCRIPTION	ATTACCO SOCKET	POTENZA POWER	PESO GR. WEIGHT GR.	VOL. IN M³ VOL. IN M³	FINITURA FINISHING	FASCIA PREZZO PRICE RANGE
LF1/PLUG/...	Sospensione per multipresa comprensiva di spina e cavo pvc trasparente 3 mt. Pendant for round multiple canopy with plug and a 3-meter-long pvc transparent cable	E27	15W LED	700	0,01	BL, BM, NL, NM, MR	B28
						CU, PT, PTMATT, CUMATT	B46
						AU, AUMATT	B57
LF2/PLUG/...	Sospensione per multipresa comprensiva di spina e cavo pvc trasparente 3 mt. Pendant for round multiple canopy with plug and a 3-meter-long pvc transparent cable	E27	15W LED	700	0,01	BL, BM, NL, NM, MR	B28
						CU, PT, PTMATT, CUMATT	B46
						AU, AUMATT	B57
LF3/PLUG/...	Sospensione per multipresa comprensiva di spina e cavo pvc trasparente 3 mt. Pendant for round multiple canopy with plug and a 3-meter-long pvc transparent cable	E27	15W LED	700	0,01	BL, BM, NL, NM, MR	B28
						CU, PT, PTMATT, CUMATT	B46
						AU, AUMATT	B57
LF4/PLUG/...	Sospensione per multipresa comprensiva di spina e cavo pvc trasparente 3 mt. Pendant for round multiple canopy with plug and a 3-meter-long pvc transparent cable	E27	15W LED	700	0,01	BL, BM, NL, NM, MR	B28
						CU, PT, PTMATT, CUMATT	B46
						AU, AUMATT	B57
LF5/PLUG/...	Sospensione per multipresa comprensiva di spina e cavo pvc trasparente 3 mt. Pendant for round multiple canopy with plug and a 3-meter-long pvc transparent cable	E27	15W LED	700	0,01	BL, BM, NL, NM, MR	B28
						CU, PT, PTMATT, CUMATT	B46
						AU, AUMATT	B57
CE IP20							
PRESA3/...	Multipresa a 3 posizioni Multi socket for 3 positions			1900	0,02	BL, NL	B54
PRESA4/...	Multipresa a 4 posizioni Multi socket for 4 positions			1900	0,02	BL, NL	B58
PRESA5/...	Multipresa a 5 posizioni Multi socket for 5 positions			2500	0,02	BL, NL	B66
PRESA6/...	Multipresa a 6 posizioni Multi socket for 6 positions			2500	0,02	BL, NL	B68
PRESA7/...	Multipresa a 7 posizioni Multi socket for 7 positions			3400	0,04	BL, NL	B75
PRESA9/...	Multipresa a 9 posizioni Multi socket for 9 positions			3400	0,04	BL, NL	B80
MAN	Supporto in ottone anticato per fissaggio cavo Decentralization support in aged brass						B13

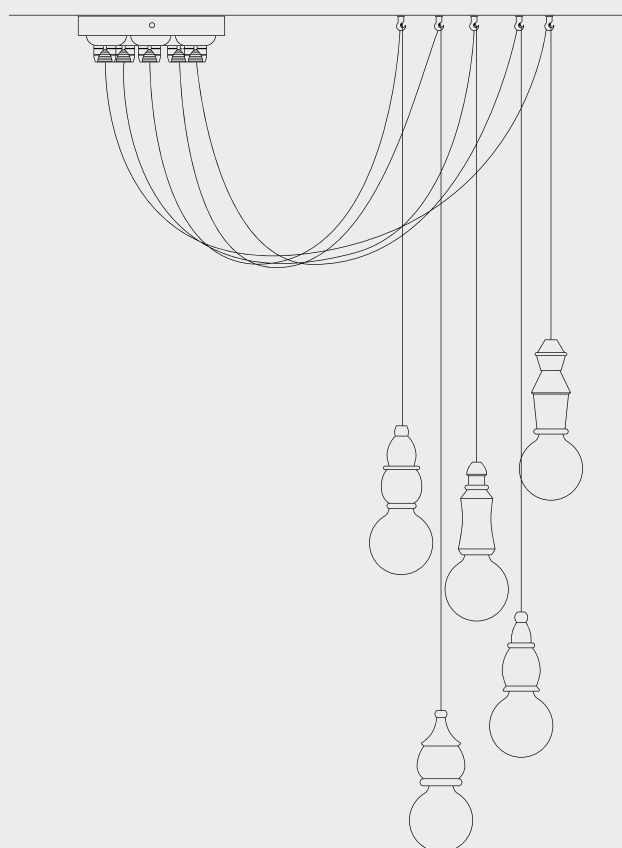
CE MAX 1000W IP20

BL = Finitura bianco lucido / Glossy white
BM = Finitura bianco matt / Matte white
NL = Finitura nero lucido / Glossy black
NM = Finitura nero matt / Matte black
MR = Finitura metal rame / Copper metal
PT = Finitura platino / Platinum

AU = Finitura oro / Gold
CU = Finitura rame / Copper
PTMATT = Finitura platino matt / Matte platinum
AUMATT = Finitura oro matt / Matte gold
CUMATT = Finitura rame matt / Matte copper

LINEA Fate

Esempio di installazione
Example of installation



1 x Art. PRESA5/



5 x Art. MAN



1 x Art. LF1/PLUG/...



1 x Art. LF2/PLUG/...




1 x Art. LF3/PLUG/...



1 x Art. LF4/PLUG/...



1 x Art. LF5/PLUG/...



1 x Art. PRESA5/



5 x Art. MAN



5 x Art. LF1/PLUG/...



SISTEMA

Fate SPR

“Fate” SPR system

Questa proposta permette di adeguare le nostre FATE all’impianto “a vista” su canaline che Aldo Bernardi propone ormai da anni con successo. Le FATE vanno utilizzate assieme alle scatole di connessione SPR e a canaline in ottone anticato da 16 mm. di diametro, che vanno ordinate a parte. Questa soluzione permette di realizzare una configurazione personalizzata del prodotto, adattato allo spazio disponibile.

This proposal makes possible to adapt our Fairies to the “surface wiring system” that Aldo Bernardi is proposing successfully since many years. Fairies must be used together with the SPR connection boxes and antique brass conduits 16 mm. Ø, which must be ordered separately. This solution allows to create a customized configuration of the product, adapted to the available space.





Insieme composto da:
Set made of:

2) Art. SPR/1/F/O
2) Art. SPR/90/F/O
5) Art. SPR/180/F/O
2) Art. LIN.2/O

1) Art. LF1/MIX/NL
2) Art. LF2/MIX/NL
2) Art. LF3/MIX/NL
2) Art. LF4/MIX/NL
2) Art. LF5/MIX/NL

Insieme composto da:
Set made of:

- 3) Art. SPR/1/F/O
- 1) Art. SPR/4/F/O
- 5) Art. SPR/180/F/O
- 1) Art. SPR/1/BOX/O
- 1) Art. LF1/MIX/NL
- 1) Art. LF2/MIX/NL
- 2) Art. LF3/MIX/NL
- 2) Art. LF4/MIX/NL
- 2) Art. LF5/MIX/NL

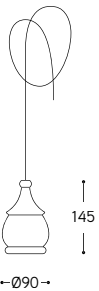




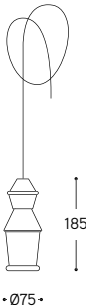
ARTICOLO ITEM	DESCRIZIONE DESCRIPTION	ATTACCO SOCKET	POTENZA POWER	PESO GR. WEIGHT GR.	VOL. IN M³ VOL. IN M³	FINITURA FINISHING	FASCIA PREZZO PRICE RANGE
LF1/MIX/...	Sospensione per composizione su SPR comprensiva di cavo pvc trasparente 3 mt. Pendant for composition on SPR with a 3-meter-long pvc trasparent cable	E27	15W LED	1200	0,02	BL, BM, NL, NM, MR, PT	B24
						CU, PTMATT, CUMATT	B44
						AU, AUMATT	B54
LF2/MIX/...	Sospensione per composizione su SPR comprensiva di cavo pvc trasparente 3 mt. Pendant for composition on SPR with a 3-meter-long pvc trasparent cable	E27	15W LED	1200	0,02	BL, BM, NL, NM, MR, PT	B24
						CU, PTMATT, CUMATT	B44
						AU, AUMATT	B54
LF3/MIX/...	Sospensione per composizione su SPR comprensiva di cavo pvc trasparente 3 mt. Pendant for composition on SPR with a 3-meter-long pvc trasparent cable	E27	15W LED	1200	0,02	BL, BM, NL, NM, MR, PT	B24
						CU, PTMATT, CUMATT	B44
						AU, AUMATT	B54
LF4/MIX/...	Sospensione per composizione su SPR comprensiva di cavo pvc trasparente 3 mt. Pendant for composition on SPR with a 3-meter-long pvc trasparent cable	E27	15W LED	1200	0,02	BL, BM, NL, NM, MR, PT	B24
						CU, PTMATT, CUMATT	B44
						AU, AUMATT	B54
LF5/MIX/...	Sospensione per composizione su SPR comprensiva di cavo pvc trasparente 3 mt. Pendant for composition on SPR with a 3-meter-long pvc trasparent cable	E27	15W LED	1200	0,02	BL, BM, NL, NM, MR, PT	B24
						CU, PTMATT, CUMATT	B44
						AU, AUMATT	B54

CE IP20

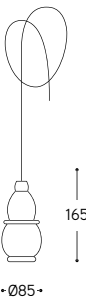
Art. LF1/MIX/...



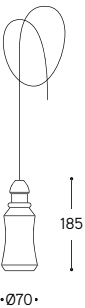
Art. LF2/MIX/...



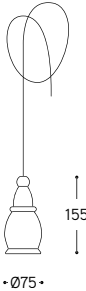
Art. LF3/MIX/...



Art. LF4/MIX/...



Art. LF5/MIX/...



E’ necessario ricevere il disegno grafico quotato oltre che dettagliato per quanto riguarda la scelta degli articoli. E’ inoltre necessario sapere quale scatola del sistema deve essere predisposta per l’entrata del cavo di rete che verra’ da noi codificato con il suffisso “ec”.

It is necessary to receive the listed graphic drawing and detailed as regards the choice of items. It is also necessary to know which box inside the must be prepared for the entry of the power cable that will be coded by us with the “ec” suffix.

- BL = Finitura bianco lucido / Glossy white

BM = Finitura bianco matt / Matte white

NL = Finitura nero lucido / Glossy black

NM = Finitura nero matt / Matte black

MR = Finitura metal rame / Copper metal

PT = Finitura platino / Platinum
- AU = Finitura oro / Gold

CU = Finitura rame / Copper

PTMATT = Finitura platino matt / Matte platinum

AUMATT = Finitura oro matt / Matte gold

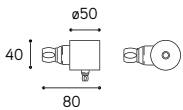
CUMATT = Finitura rame matt / Matte copper

Eventuali accessori per completare un impianto con canaline sono disponibili alle pag. 425-447
Eventual accessories to complete a system with conduits are available to pages 425-447

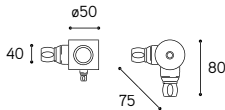
ARTICOLO ITEM	DESCRIZIONE DESCRIPTION	PESO GR. WEIGHT GR.	VOL. IN M³ VOL. IN M³	FASCIA PREZZO PRICE RANGE
SPR/1/F/O	Scatola di connessione SPR in ottone anticato comprensiva di raccordo CIL.16, ad un'uscita; la SPR va sempre connessa ad una sospensione / SPR connection box in aged brass, CIL.16 connection included, with single output; SPR must always be connected to a lamp	340	0.001	B37
SPR/90/F/O	Scatola di connessione SPR in ottone anticato comprensiva di raccordo CIL.16, a due uscite a 90°; la SPR va sempre connessa ad una sospensione / SPR connection box in aged brass, CIL.16 connection included, with two 90° output; SPR must always be connected to a lamp	400	0.001	B42
SPR/180/F/O	Scatola di connessione SPR in ottone anticato comprensiva di raccordo CIL.16, a due uscite a 180°; la SPR va sempre connessa ad una sospensione / SPR connection box in aged brass, CIL.16 connection included, with two 180° outputs; SPR must always be connected to a lamp	400	0.001	B42
SPR/3/F/O	Scatola di connessione SPR in ottone anticato comprensiva di raccordo CIL.16, a tre uscite; la SPR va sempre connessa ad una sospensione / SPR connection box in aged brass, CIL.16 connection included, with three outputs; SPR must always be connected to a lamp	480	0.001	B49
SPR/4/F/O	Scatola di connessione SPR in ottone anticato comprensiva di raccordo CIL.16, a quattro uscite; la SPR va sempre connessa ad una sospensione / SPR junction and connection box in aged brass, CIL.16 connection included, with four outputs; SPR must always be connected to a lamp	580	0.001	B56
SPR/1/BOX/O	Scatola di connessione-derivazione in ottone anticato comprensiva di raccordo CIL.16, ad un'uscita SPR junction and connection box in aged brass, CIL.16 connection included, with single output	340	0.001	B37
SPR/90/BOX/O	Scatola di connessione-derivazione in ottone anticato comprensiva di raccordo CIL.16, a due uscite a 90° SPR junction and connection box in aged brass, CIL.16 connection included, with two 90° output	400	0.001	B42
SPR/180/BOX/O	Scatola di connessione-derivazione in ottone anticato comprensiva di raccordo CIL.16, a due uscite a 180° SPR junction and connection box in aged brass, CIL.16 connection included, with two 180° outputs	400	0.001	B42
SPR/3/BOX/O	Scatola di connessione-derivazione in ottone anticato comprensiva di raccordo CIL.16, a tre uscite SPR junction and connection box in aged brass, CIL.16 connection included, with three outputs	480	0.001	B49
SPR/4/BOX/O	Scatola di connessione-derivazione in ottone anticato comprensiva di raccordo CIL.16, a quattro uscite SPR junction and connection box in aged brass, CIL.16 connection included, with four outputs.	580	0.001	B56
LIN.2/O	Tubo lineare in ottone anticato mm. 2000 / Linear tube in aged brass mm. 2000	1352	0,02	B30
CUR.2/O	Tubo curvo in ottone anticato / Bent tube in aged brass	200	0,02	B21
SC/ROSTONE/O	Supporto rosone SPR in ottone anticato per entrata cavo, interasse 150 mm.* SPR rose support in aged brass for lead entry, wheelbase distance 150 mm.*	480	0,002	B37
SC/SUPPORTO/O	Elemento distanziale di supporto SPR in ottone anticato, interasse 150 mm.* SPR spacer stub element in aged brass, wheelbase distance 150 mm.*	220	0,002	B29

* A richiesta sono disponibili misure diverse
* Upon request can be available different sizes

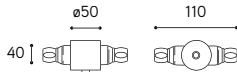
Art. SPR/1/F/O



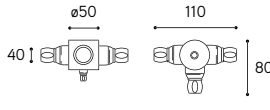
Art. SPR/90/F/O



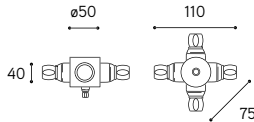
Art. SPR/180/F/O



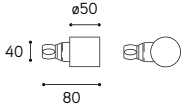
Art. SPR/3/F/O



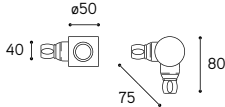
Art. SPR/4/F/O



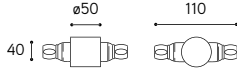
Art. SPR/1/BOX/O



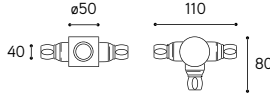
Art. SPR/90 BOX/O



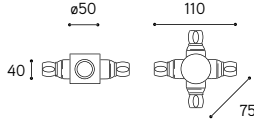
Art. SPR/180 BOX/O



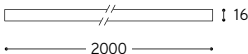
Art. SPR/3 BOX/O



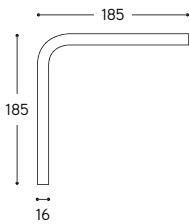
Art. SPR/4 BOX/O



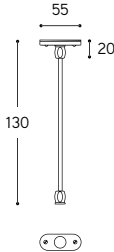
LIN.2/O



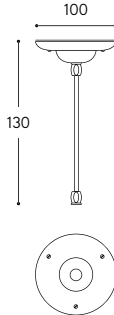
CUR.2/O



Art. SC/SUPPORTO/O



Art. SC/ROSTONE/O



LINEA

Fate

Sospensione singola

Single pendant

Sospensioni singole che ben si adattano all'abbinamento con lampadine decorative presenti nel mercato. La sospensione, comprensiva di rosone, è fornita con cavo lungo 3 mt. Per eventuale decentralizzazione è disponibile l'appendimento in ottone anticato, da ordinare a parte. Le lampadine non vengono fornite.

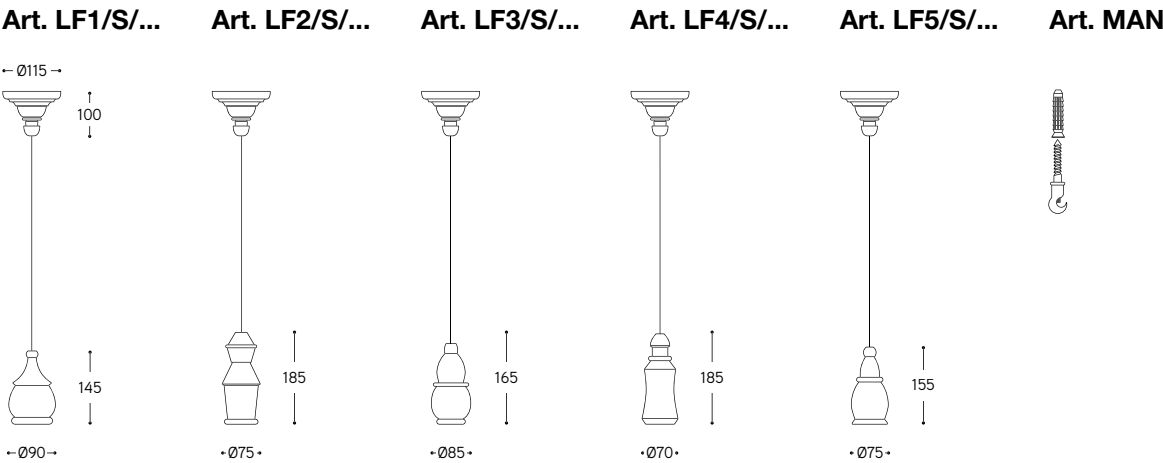
Family of single suspensions suitable for the combination with decorative bulbs present on the market. Pendant is supplied with respective ceiling rose and a 3-meter-long cable. For eventual decentralization it's available the support in aged brass, to be ordered separately. Bulbs aren't supplied.



Insieme composto da:
Set made of:

- 1) Art. LF4/S/BM
- 1) Art. LF2/S/BM
- 1) Art. LF3/S/BM
- 1) Art. LF5/S/BM
- 1) Art. LF1/S/BM





ARTICOLO ITEM	DESCRIZIONE DESCRIPTION	ATTACCO SOCKET	POTENZA POWER	PESO GR. WEIGHT GR.	VOL. IN M³ VOL. IN M³	FINITURA FINISHING	FASCIA PREZZO PRICE RANGE
LF1/S/...	Sospensione singola in ceramica, comprensiva di rosone e di cavo pvc trasparente 3 mt. Ceramic pendant with ceiling rose and a 3-meter-long pvc transparent cable	E27	15W LED	1.200	0,02	BL, BM, NL, NM, MR	B29
						CU, PT, PTMATT, CUMATT	B54
						AU, AUMATT	B65
LF2/S/...	Sospensione singola in ceramica, comprensiva di rosone e di cavo pvc trasparente 3 mt. Ceramic pendant with ceiling rose and a 3-meter-long pvc transparent cable	E27	15W LED	1.200	0,02	BL, BM, NL, NM, MR	B29
						CU, PT, PTMATT, CUMATT	B54
						AU, AUMATT	B65
LF3/S/...	Sospensione singola in ceramica, comprensiva di rosone e di cavo pvc trasparente 3 mt. Ceramic pendant with ceiling rose and a 3-meter-long pvc transparent cable	E27	15W LED	1.200	0,02	BL, BM, NL, NM, MR	B29
						CU, PT, PTMATT, CUMATT	B54
						AU, AUMATT	B65
LF4/S/...	Sospensione singola in ceramica, comprensiva di rosone e di cavo pvc trasparente 3 mt. Ceramic pendant with ceiling rose and a 3-meter-long pvc transparent cable	E27	15W LED	1.200	0,02	BL, BM, NL, NM, MR	B29
						CU, PT, PTMATT, CUMATT	B54
						AU, AUMATT	B65
LF5/S/...	Sospensione singola in ceramica, comprensiva di rosone e di cavo pvc trasparente 3 mt. Ceramic pendant with ceiling rose and a 3-meter-long pvc transparent cable	E27	15W LED	1.200	0,02	BL, BM, NL, NM, MR	B29
						CU, PT, PTMATT, CUMATT	B54
						AU, AUMATT	B65
MAN	Supporto in ottone anticato per fissaggio cavo Decentralization support in aged brass						B13

CE IP20

BL = Finitura bianco lucido / Glossy white
BM = Finitura bianco matt / Matte white
NL = Finitura nero lucido / Glossy black
NM = Finitura nero matt / Matte black
MR = Finitura metal rame / Copper metal
PT = Finitura platino / Platinum

AU = Finitura oro / Gold
CU = Finitura rame / Copper
PTMATT = Finitura platino matt / Matte platinum
AUMATT = Finitura oro matt / Matte gold
CUMATT = Finitura rame matt / Matte copper



Insieme composto da:
Set made of:

Art. LF1/S/PTMATT

Art. LF4/S/CUMATT

Art. LF4/S/AUMATT

LINEA

Fate

Rosone multiplo circolare

Round multiple canopy

Accattivante soluzione indicata per creare un grappolo fino a 5 sospensioni, regolabili in altezza al momento dell'installazione. L'insieme può essere composto dallo stesso tipo di FATA come da FATE diverse. Il rosone circolare (bianco o nero matt) permette di realizzare un insieme di sospensioni con cavo lungo 3 mt. Per eventuale decentralizzazione è disponibile l'appendimento in ottone anticato.

Rosone ed appendimanto sono da ordinare a parte e da utilizzare per l'ancoraggio ed il decentramento dell'insieme.

Attractive solution indicated to create a bunch up to 5 pendants, adjustable in height at the time of installation. The set can be composed of the same type of Fairy as of different Fairies. The round multiple canopy (white or black matt) allows to realize set of pendants, with a 3-meter-long cable. For eventual decentralization it's available the support in aged brass. Canopy and decentralization support are to be ordered separately and to be used for anchor and decentralization of the whole.



Art. MAN



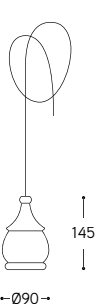
Insieme composto da:
Set made of:

- 1) Art. ROS5/NM
- 5) Art. MAN
- 1) Art. LF2/MIX/NL
- 1) Art. LF5/MIX/NL
- 1) Art. LF3/MIX/NL
- 1) Art. LF4/MIX/NL
- 1) Art. LF1/MIX/NL

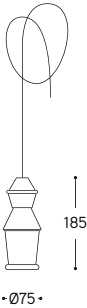


Art. ROS5/NM

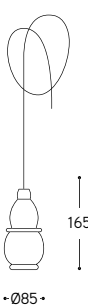
Art. LF1/MIX/...



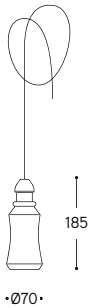
Art. LF2/MIX/...



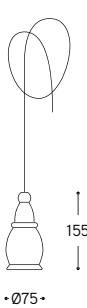
Art. LF3/MIX/...



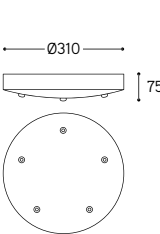
Art. LF4/MIX/...



Art. LF5/MIX/...



Art. ROS5/...



Art. MAN



ARTICOLO ITEM	DESCRIZIONE DESCRIPTION	ATTACCO SOCKET	POTENZA POWER	PESO GR. WEIGHT GR.	VOL. IN M³ VOL. IN M³	FINITURA FINISHING	FASCIA PREZZO PRICE RANGE
LF1/MIX/...	Sospensione per rosone multiplo comprensiva di cavo pvc trasparente 3 mt. Pendant for round multiple canopy with a 3-meter-long pvc transparent cable	E27	15W LED	700	0,01	BL, BM, NL, NM, MR	B24
						CU, PT, PTMATT, CUMATT	B44
						AU, AUMATT	B54
LF2/MIX/...	Sospensione per rosone multiplo comprensiva di cavo pvc trasparente 3 mt. Pendant for round multiple canopy with a 3-meter-long pvc transparent cable	E27	15W LED	700	0,01	BL, BM, NL, NM, MR	B24
						CU, PT, PTMATT, CUMATT	B44
						AU, AUMATT	B54
LF3/MIX/...	Sospensione per rosone multiplo comprensiva di cavo pvc trasparente 3 mt. Pendant for round multiple canopy with a 3-meter-long pvc transparent cable	E27	15W LED	700	0,01	BL, BM, NL, NM, MR	B24
						CU, PT, PTMATT, CUMATT	B44
						AU, AUMATT	B54
LF4/MIX/...	Sospensione per rosone multiplo comprensiva di cavo pvc trasparente 3 mt. Pendant for round multiple canopy with a 3-meter-long pvc transparent cable	E27	15W LED	700	0,01	BL, BM, NL, NM, MR	B24
						CU, PT, PTMATT, CUMATT	B44
						AU, AUMATT	B54
LF5/MIX/...	Sospensione per rosone multiplo comprensiva di cavo pvc trasparente 3 mt. Pendant for round multiple canopy with a 3-meter-long pvc transparent cable	E27	15W LED	700	0,01	BL, BM, NL, NM, MR	B24
						CU, PT, PTMATT, CUMATT	B44
						AU, AUMATT	B54
ROS5/...	Rosone multiplo per insieme di 5 lampade Multiple canopy for 5 suspension lamps			1000	0,02	BM, NM	B36
MAN	Supporto in ottone anticato per fissaggio cavo Decentralization support in aged brass						B13

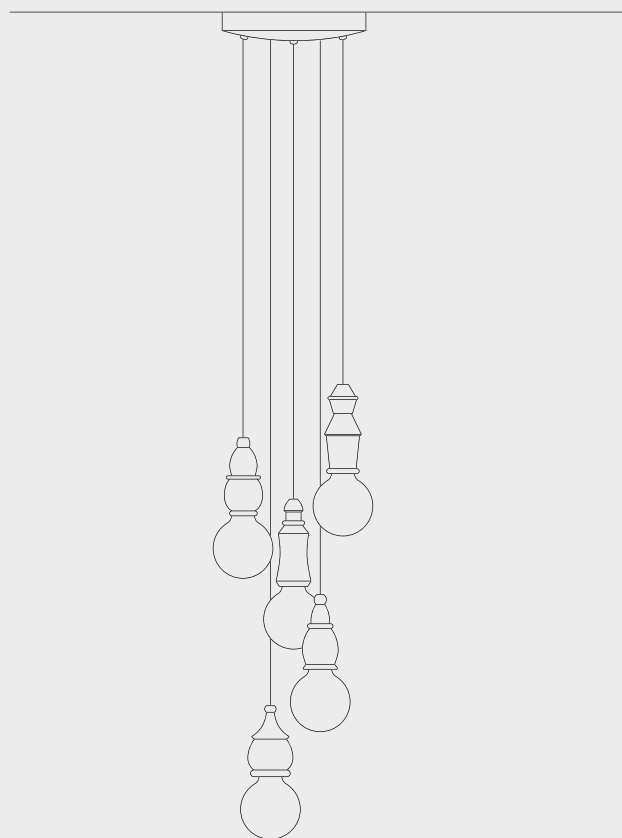
CE IP20

BL = Finitura bianco lucido / Glossy white
BM = Finitura bianco matt / Matte white
NL = Finitura nero lucido / Glossy black
NM = Finitura nero matt / Matte black
MR = Finitura metal rame / Copper metal
PT = Finitura platino / Platinum

AU = Finitura oro / Gold
CU = Finitura rame / Copper
PTMATT = Finitura platino matt / Matte platinum
AUMATT = Finitura oro matt / Matte gold
CUMATT = Finitura rame matt / Matte copper

LINEA
Fate

Esempio di installazione
Example of installation



1 x Art. ROS5/...



1 x Art. LF1/MIX/...



1 x Art. LF2/MIX/...



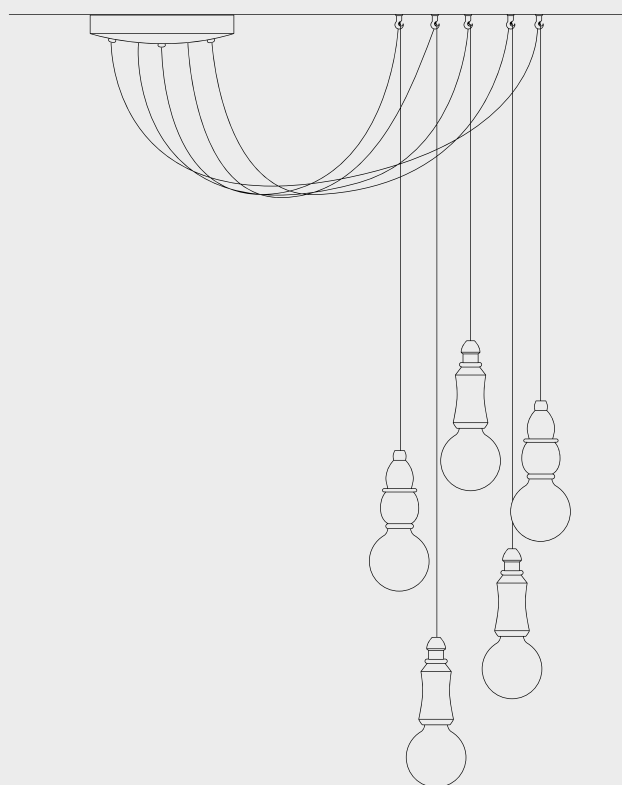
1 x Art. LF3/MIX/...



1 x Art. LF4/MIX/...



1 x Art. LF5/MIX/...



1 x Art. ROS5/...



5 x Art. MAN



3 x Art. LF4/MIX/...



2 x Art. LF3/MIX/...



LINEA

Fate

Supporto modulare 1800 x 350 mm

Modular support 1800 x 350 mm



Questa soluzione è indicata per creare, a piacere, una linea di sospensioni su supporto modulare in ottone anticato. L'azienda fornisce il supporto modulare con dimensioni standard di 1800 mm. x 350 mm. ma, in presenza di superfici con livelli diversi o in presenza di soffitti pendenti o altro, il supporto modulare può essere realizzato su specifica, in base alle necessità dell'acquirente o della funzione che è destinato ad assolvere. Le sospensioni sono regolabili in altezza al momento dell'installazione. Sono fornite con cavo lungo 3 metri ed accessorio bloccacavo. Sono collocate su doppio binario mediante la sfera bloccacavo che permette il loro posizionamento e/o spostamento. L'insieme può essere composto dallo stesso tipo di FATA come da FATE diverse. Sono da ordinare a parte il rosone multiplo o la multipresa.

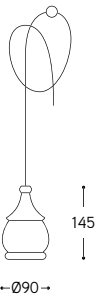
This solution is indicated to create, as desired, a line of pendants on modular support in antiqued brass. The Company provides the modular support with standard dimensions of 1800 mm. x 350 mm. but, for surfaces with different levels or for sloping ceilings or other, the modular support can be customized made, according to the needs of the buyer or to its specific function. Pendants are adjustable in height at the time of installation. They are supplied with a 3-meter-long cable and cable lock accessory. They are placed on a double track through the cable lock sphere that allows their positioning and/or movement. The set can be composed of the same type of Fairy as of different Fairies. The multiple canopy or the multi – socket must be ordered separately.



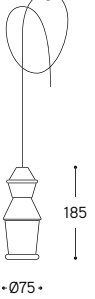
Insieme composto da:
Set made of:

- 1) Art. ROS5/NM
- 1) Art. AM1800/350/CUSTOM
- 1) Art. LF5/AM/NM
- 1) Art. LF1/AM/NM
- 1) Art. LF2/AM/NM
- 1) Art. LF4/AM/NM
- 1) Art. LF3/AM/NM

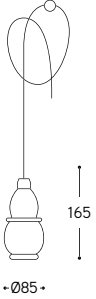
Art. LF1/AM/...



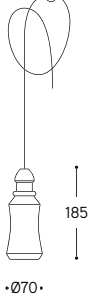
Art. LF2/AM/...



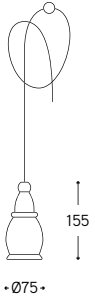
Art. LF3/AM/...



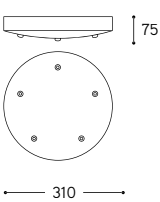
Art. LF4/AM/...



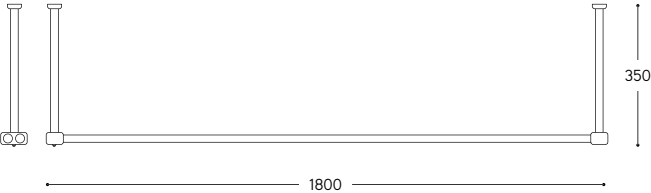
Art. LF5/AM/...



Art. ROS5/...



Art. AM1800/350



ARTICOLO ITEM	DESCRIZIONE DESCRIPTION	ATTACCO SOCKET	POTENZA POWER	PESO GR. WEIGHT GR.	VOL. IN M³ VOL. IN M³	FINITURA FINISHING	FASCIA PREZZO PRICE RANGE
LF1/AM/...	Sospensione in ceramica per supporto modulare e rosone multiplo comprensiva di cavo pvc trasparente 3 mt. e sfera bloccacavo Ceramic pendant for modular support and multiple canopy with a 3-meter-long pvc transparent cable and cable lock sphere included	E27	15W LED	700	0,01	BL, BM, NL, NM, MR	B29
						CU, PT, PTMATT, CUMATT	B46
						AU, AUMATT	B57
LF2/AM/...	Sospensione in ceramica per supporto modulare e rosone multiplo comprensiva di cavo pvc trasparente 3 mt. e sfera bloccacavo Ceramic pendant for modular support and multiple canopy with a 3-meter-long pvc transparent cable and cable lock sphere included	E27	15W LED	700	0,01	BL, BM, NL, NM, MR	B29
						CU, PT, PTMATT, CUMATT	B46
						AU, AUMATT	B57
LF3/AM/...	Sospensione in ceramica per supporto modulare e rosone multiplo comprensiva di cavo pvc trasparente 3 mt. e sfera bloccacavo Ceramic pendant for modular support and multiple canopy with a 3-meter-long pvc transparent cable and cable lock sphere included	E27	15W LED	700	0,01	BL, BM, NL, NM, MR	B29
						CU, PT, PTMATT, CUMATT	B46
						AU, AUMATT	B57
LF4/AM/...	Sospensione in ceramica per supporto modulare e rosone multiplo comprensiva di cavo pvc trasparente 3 mt. e sfera bloccacavo Ceramic pendant for modular support and multiple canopy with a 3-meter-long pvc transparent cable and cable lock sphere included	E27	15W LED	700	0,01	BL, BM, NL, NM, MR	B29
						CU, PT, PTMATT, CUMATT	B46
						AU, AUMATT	B57
LF5/AM/...	Sospensione in ceramica per supporto modulare e rosone multiplo comprensiva di cavo pvc trasparente 3 mt. e sfera bloccacavo Ceramic pendant for modular support and multiple canopy with a 3-meter-long pvc transparent cable and cable lock sphere included	E27	15W LED	700	0,01	BL, BM, NL, NM, MR	B29
						CU, PT, PTMATT, CUMATT	B46
						AU, AUMATT	B57
AM1800/350	Supporto modulare lineare in ottone anticato 1800 mm. x 350 mm. Linear modular support in aged brass 1800 mm. x 350 mm.			4900	0,03		B79
ROS5/...	Rosone multiplo per insieme di 5 lampade Multiple canopy for 5 suspension lamps			1000	0,02	BM, NM	B36

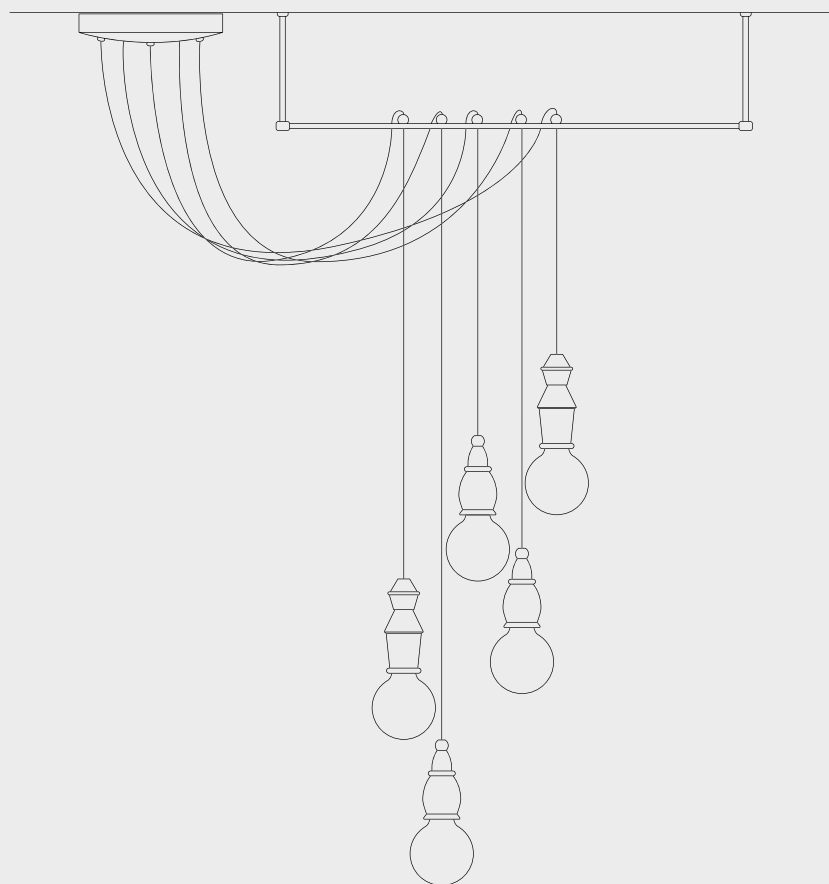
CE IP20

BL = Finitura bianco lucido / Glossy white
BM = Finitura bianco matt / Matte white
NL = Finitura nero lucido / Glossy black
NM = Finitura nero matt / Matte black
MR = Finitura metal rame / Copper metal
PT = Finitura platino / Platinum

AU = Finitura oro / Gold
CU = Finitura rame / Copper
PTMATT = Finitura platino matt / Matte platinum
AUMATT = Finitura oro matt / Matte gold
CUMATT = Finitura rame matt / Matte copper

LINEA
Fate


Esempio di installazione con supporto modulare e rosone
Example of installation with modular support and ceiling rose



1 x Art. ROS5/...



1 x Art. AM1800/350



2 x Art. LF2/AM/...



3 x Art. LF5/AM/...





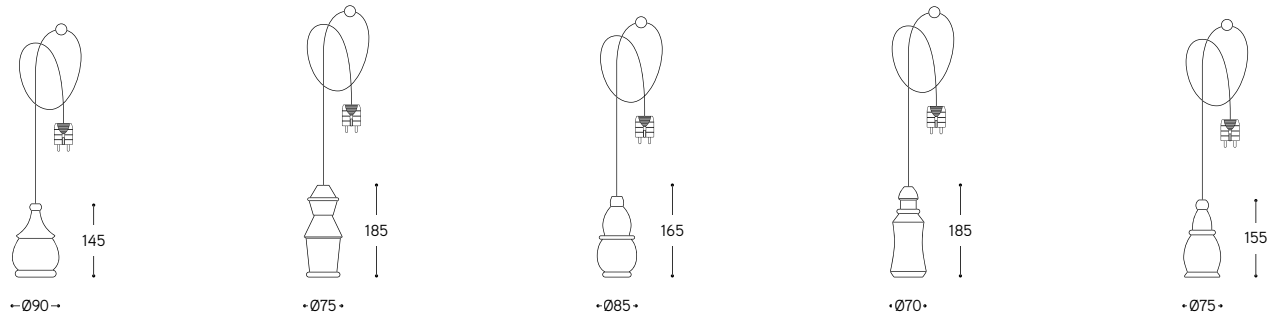
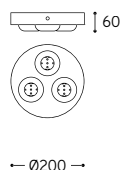
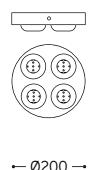
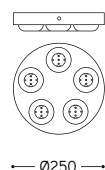
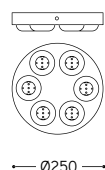
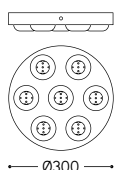
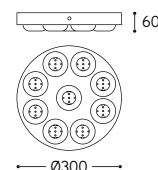

Sono collocate su doppio binario
mediante una sfera che permette
il loro posizionamento e/o
spostamento.

They are placed on a double track
through a sphere that allows their
positioning and/or movement.

Insieme composto da:
Set made of:

- 1) Art. PRESA7/BL
- 1) Art. AM1800/350
- 1) Art. LF3/AM/PLUG/BM
- 1) Art. LF4/AM/PLUG/BM
- 1) Art. LF1/AM/PLUG/BM
- 1) Art. LF2/AM/PLUG/BM
- 1) Art. LF5/AM/PLUG/BM



Art. LF1/AM/PLUG/... Art. LF2/AM/PLUG/... Art. LF3/AM/PLUG/... Art. LF4/AM/PLUG/... Art. LF5/AM/PLUG/...
**PRESA3/...****PRESA4/...****PRESA5/...****PRESA6/...****PRESA7/...****PRESA9/...****Art. AM1800/350**

ARTICOLO ITEM	DESCRIZIONE DESCRIPTION	ATTACCO SOCKET	POTENZA POWER	PESO GR. WEIGHT GR.	VOL. IN M ³ VOL. IN M ³	FINITURA FINISHING	FASCIA PREZZO PRICE RANGE
LF1/AM/PLUG/...	Sospensione in ceramica per supporto modulare e presa, comprensiva di spina, 3 mt. di cavo pvc trasparente e sfera bloccacavo Ceramic pendant for modular support and socket with plug, 3-meter long pvc transparent cable and cable lock sphere included	E27	15W LED	1200	0,02	BL, BM, NL, NM, MR	B32
						CU, PT, PTMATT, CUMATT	B48
						AU, AUMATT	B59
LF2/AM/PLUG/...	Sospensione in ceramica per supporto modulare e presa, comprensiva di spina, 3 mt. di cavo pvc trasparente e sfera bloccacavo Ceramic pendant for modular support and socket with plug, 3-meter long pvc transparent cable and cable lock sphere included	E27	15W LED	1200	0,02	BL, BM, NL, NM, MR	B32
						CU, PT, PTMATT, CUMATT	B48
						AU, AUMATT	B59
LF3/AM/PLUG/...	Sospensione in ceramica per supporto modulare e presa, comprensiva di spina, 3 mt. di cavo pvc trasparente e sfera bloccacavo Ceramic pendant for modular support and socket with plug, 3-meter long pvc transparent cable and cable lock sphere included	E27	15W LED	1200	0,02	BL, BM, NL, NM, MR	B32
						CU, PT, PTMATT, CUMATT	B48
						AU, AUMATT	B59
LF4/AM/PLUG/...	Sospensione in ceramica per supporto modulare e presa, comprensiva di spina, 3 mt. di cavo pvc trasparente e sfera bloccacavo Ceramic pendant for modular support and socket with plug, 3-meter long pvc transparent cable and cable lock sphere included	E27	15W LED	1200	0,02	BL, BM, NL, NM, MR	B32
						CU, PT, PTMATT, CUMATT	B48
						AU, AUMATT	B59
LF5/AM/PLUG/...	Sospensione in ceramica per supporto modulare e presa, comprensiva di spina, 3 mt. di cavo pvc trasparente e sfera bloccacavo Ceramic pendant for modular support and socket with plug, 3-meter long pvc transparent cable and cable lock sphere included	E27	15W LED	1200	0,02	BL, BM, NL, NM, MR	B32
						CU, PT, PTMATT, CUMATT	B48
						AU, AUMATT	B59
AM1800/350	Supporto modulare lineare in ottone anticato 1800 mm. x 350 mm. / Linear modular support in aged brass 1800 mm. x 350 mm.			4900	0,03		B79

CE IP20

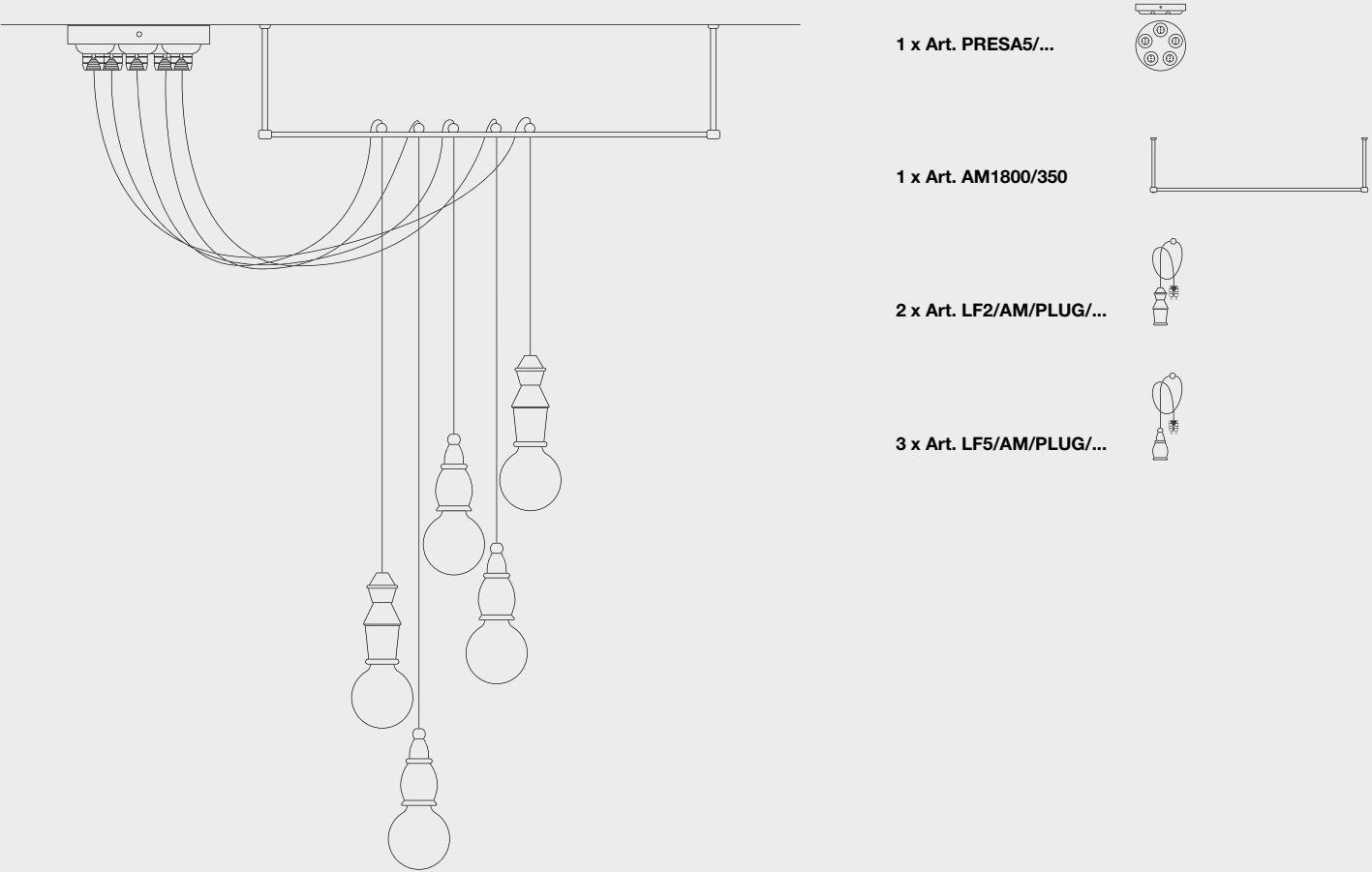
BL = Finitura bianco lucido / Glossy white
BM = Finitura bianco matt / Matte white
NL = Finitura nero lucido / Glossy black
NM = Finitura nero matt / Matte black

MR = Finitura metal rame / Copper metal
PT = Finitura platino / Platinum
AU = Finitura oro / Gold
CU = Finitura rame / Copper

PTMATT = Finitura platino matt / Matte platinum
AUMATT = Finitura oro matt / Matte gold
CUMATT = Finitura rame matt / Matte copper

LINEA
Fate

Esempio di installazione con supporto modulare e presa
Example of installation with modular support and socket



PRESA3/...	Multipresa a 3 posizioni Multi socket for 3 positions			1900	0,02	BL, NL	B54
PRESA4/...	Multipresa a 4 posizioni Multi socket for 4 positions			1900	0,02	BL, NL	B58
PRESA5/...	Multipresa a 5 posizioni Multi socket for 5 positions			2500	0,02	BL, NL	B66
PRESA6/...	Multipresa a 6 posizioni Multi socket for 6 positions			2500	0,02	BL, NL	B68
PRESA7/...	Multipresa a 7 posizioni Multi socket for 7 positions			3400	0,04	BL, NL	B75
PRESA9/...	Multipresa a 9 posizioni Multi socket for 9 positions			3400	0,04	BL, NL	B80

CE ⊕ MAX 1000W IP20 ⚡

BL = Finitura bianco lucido / Glossy white
NL = Finitura nero lucido / Glossy black

LINEA

Fate

Supporto fisso 1800 x 115 mm

Rigid support 1800 x 115 mm

Questa soluzione è indicata per creare, a piacere, una linea di sospensioni su supporto fisso in ottone anticato che ha dimensioni standard 1800 mm. x 115 mm. Le sospensioni sono regolabili in altezza al momento dell'installazione, posizionate e fissate su binario singolo. Sono fornite con cavo lungo 3 metri e accessorio bloccacavo.

L'insieme può essere composto dallo stesso tipo di FATA come da FATE diverse.

Sono da ordinare a parte accessori quali il rosone multiplo o la multipresa.

This solution is indicated to create, as desired, a line of pendants, on rigid support in antiqued brass which has standard dimensions 1800 mm. x 115 mm. Pendants are adjustable in height at the time of installation, positioned and fixed on single track. They are supplied with a 3-meter-long cable and cable lock accessory. The set can be composed of the same type of Fairy as of different Fairies. Accessories as the multiple canopy, the multi – socket must be ordered separately.



Insieme composto da:
Set made of:

- 1) Art. AF1800/115
- 1) Art. LF3/AF/CU
- 1) Art. LF4/AF/PT
- 1) Art. LF2/AF/AU
- 1) Art. LF1/AF/CU
- 1) Art. LF5/AF/PT



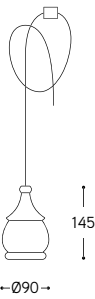


Insieme composto da:
Set made of:

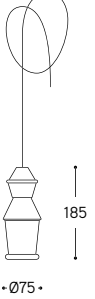
- 1) Art. AF1800/115
- 1) Art. LF4/AF/CUMATT
- 3) Art. LF1/AF/PTMATT
- 2) Art. LF3/AF/AUMATT
- 2) Art. LF2/AF/CUMATT
- 1) Art. LF5/AF/AUMATT



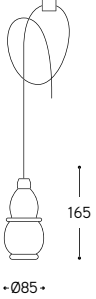
Art. LF1/AF/...



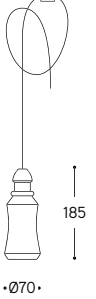
Art. LF2/AF/...



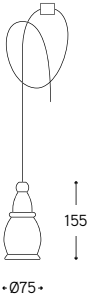
Art. LF3/AF/...



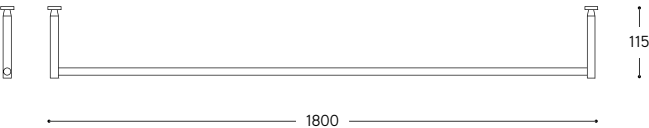
Art. LF4/AF/...



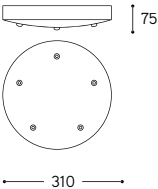
Art. LF5/AF/...



Art. AF1800/115



Art. ROS5/...



ARTICOLO ITEM	DESCRIZIONE DESCRIPTION	ATTACCO SOCKET	POTENZA POWER	PESO GR. WEIGHT GR.	VOL. IN M³ VOL. IN M³	FINITURA FINISHING	FASCIA PREZZO PRICE RANGE
LF1/AF/...	Sospensione in ceramica per supporto fisso e rosone multiplo, comprensiva di cavo pvc trasparente 3 mt. e accessorio bloccacavo Ceramic pendant for fixed support and multiple canopy with 3-meter-long pvc transparent cable and cable lock accessory included	E27	15W LED	700	0,01	BL, BM, NL, NM, MR	B34
						CU, PT, PTMATT, CUMATT	B49
						AU, AUMATT	B60
LF2/AF/...	Sospensione in ceramica per supporto fisso e rosone multiplo, comprensiva di cavo pvc trasparente 3 mt. e accessorio bloccacavo Ceramic pendant for fixed support and multiple canopy with 3-meter-long pvc transparent cable and cable lock accessory included	E27	15W LED	700	0,01	BL, BM, NL, NM, MR	B34
						CU, PT, PTMATT, CUMATT	B49
						AU, AUMATT	B60
LF3/AF/...	Sospensione in ceramica per supporto fisso e rosone multiplo, comprensiva di cavo pvc trasparente 3 mt. e accessorio bloccacavo Ceramic pendant for fixed support and multiple canopy with 3-meter-long pvc transparent cable and cable lock accessory included	E27	15W LED	700	0,01	BL, BM, NL, NM, MR	B34
						CU, PT, PTMATT, CUMATT	B49
						AU, AUMATT	B60
LF4/AF/...	Sospensione in ceramica per supporto fisso e rosone multiplo, comprensiva di cavo pvc trasparente 3 mt. e accessorio bloccacavo Ceramic pendant for fixed support and multiple canopy with 3-meter-long pvc transparent cable and cable lock accessory included	E27	15W LED	700	0,01	BL, BM, NL, NM, MR	B34
						CU, PT, PTMATT, CUMATT	B49
						AU, AUMATT	B60
LF5/AF/...	Sospensione in ceramica per supporto fisso e rosone multiplo, comprensiva di cavo pvc trasparente 3 mt. e accessorio bloccacavo Ceramic pendant for fixed support and multiple canopy with 3-meter-long pvc transparent cable and cable lock accessory included	E27	15W LED	700	0,01	BL, BM, NL, NM, MR	B34
						CU, PT, PTMATT, CUMATT	B49
						AU, AUMATT	B60
AF1800/115	Supporto fisso lineare in ottone anticato 1800 mm. x 115 mm. Linear fixed support in aged brass 1800 mm. x 115 mm.			5300	0,03		B79
ROS5/...	Rosone multiplo per insieme di 5 lampade Multiple canopy for 5 suspension lamps			1000	0,02	BM, NM	B36

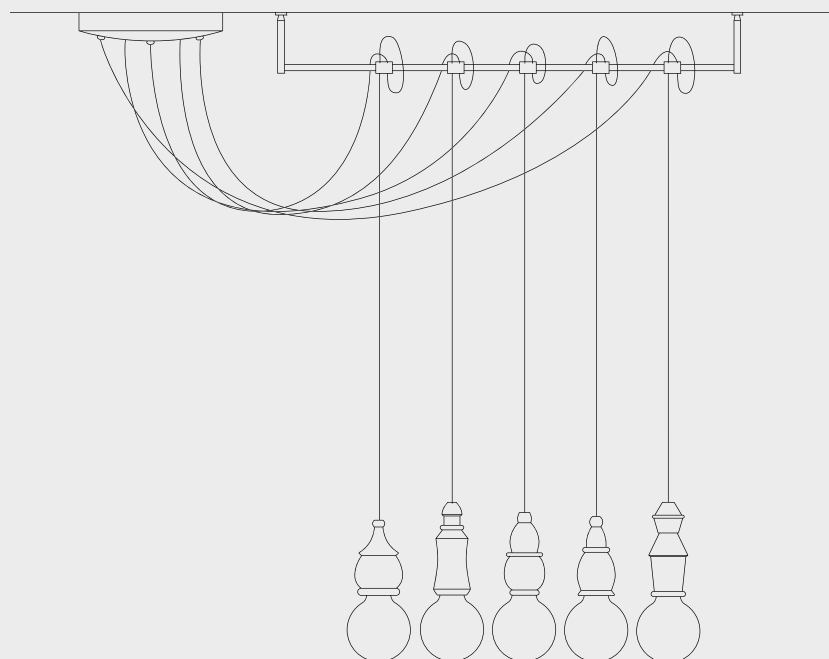


BL = Finitura bianco lucido / Glossy white
BM = Finitura bianco matt / Matte white
NL = Finitura nero lucido / Glossy black
NM = Finitura nero matt / Matte black
MR = Finitura metal rame / Copper metal
PT = Finitura platino / Platinum

AU = Finitura oro / Gold
CU = Finitura rame / Copper
PTMATT = Finitura platino matt / Matte platinum
AUMATT = Finitura oro matt / Matte gold
CUMATT = Finitura rame matt / Matte copper

LINEA Fate

Esempio di installazione con supporto fisso e rosone
Example of installation with fixed support and ceiling rose



1 x Art. ROS5/...



1 x Art. AF1800/115



1 x Art. LF1/AF/...



1 x Art. LF2/AF/...



1 x Art. LF3/AF/...



1 x Art. LF4/AF/...



1 x Art. LF5/AF/...





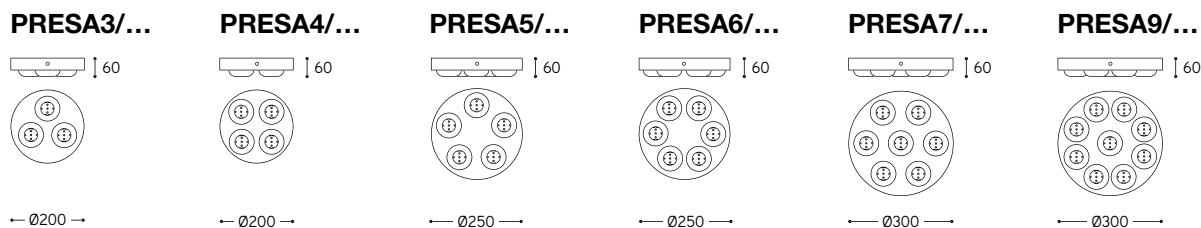
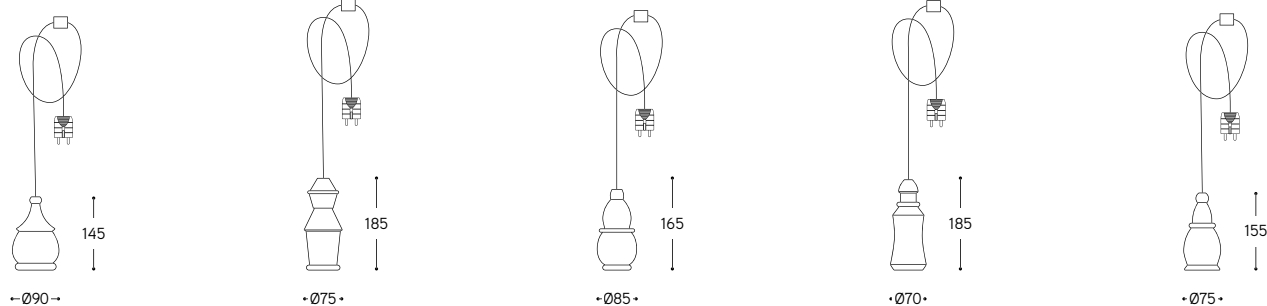
Le sospensioni sono regolabili in altezza al momento dell'installazione, posizionate e fissate su binario singolo.

Pendants are adjustable in height at the time of installation, positioned and fixed on single track.



Insieme composto da:
Set made of:

- 1) Art. PRESA7/NL
- 1) Art. AF1800/115
- 1) Art. LF1/AF/PLUG/NL
- 1) Art. LF2/AF/PLUG/NL
- 1) Art. LF3/AF/PLUG/NL
- 1) Art. LF4/AF/PLUG/NL
- 1) Art. LF5/AF/PLUG/NL

Art. LF1/AF/PLUG/... **Art. LF2/AF/PLUG/...** **Art. LF3/AF/PLUG/...** **Art. LF4/AF/PLUG/...** **Art. LF5/AF/PLUG/...**

Art. AF1800/115


ARTICOLO ITEM	DESCRIZIONE DESCRIPTION	ATTACCO SOCKET	POTENZA POWER	PESO GR. WEIGHT GR.	VOL. IN M ³ VOL. IN M ³	FINITURA FINISHING	FASCIA PREZZO PRICE RANGE
LF1/AF/PLUG/...	Sospensione in ceramica per supporto fisso e presa, comprensiva di spina, 3 mt. di cavo pvc trasparente e accessorio bloccacavo Ceramic pendant for fixed support and socket, with plug, 3-meter long pvc transparent cable and cable lock accessory included	E27	15W LED	1200	0,02	BL, BM, NL, NM, MR	B36
						CU, PT, PTMATT, CUMATT	B50
						AU, AUMATT	B61
LF2/AF/PLUG/...	Sospensione in ceramica per supporto fisso e presa, comprensiva di spina, 3 mt. di cavo pvc trasparente e accessorio bloccacavo Ceramic pendant for fixed support and socket, with plug, 3-meter long pvc transparent cable and cable lock accessory included	E27	15W LED	1200	0,02	BL, BM, NL, NM, MR	B36
						CU, PT, PTMATT, CUMATT	B50
						AU, AUMATT	B61
LF3/AF/PLUG/...	Sospensione in ceramica per supporto fisso e presa, comprensiva di spina, 3 mt. di cavo pvc trasparente e accessorio bloccacavo Ceramic pendant for fixed support and socket, with plug, 3-meter long pvc transparent cable and cable lock accessory included	E27	15W LED	1200	0,02	BL, BM, NL, NM, MR	B36
						CU, PT, PTMATT, CUMATT	B50
						AU, AUMATT	B61
LF4/AF/PLUG/...	Sospensione in ceramica per supporto fisso e presa, comprensiva di spina, 3 mt. di cavo pvc trasparente e accessorio bloccacavo Ceramic pendant for fixed support and socket, with plug, 3-meter long pvc transparent cable and cable lock accessory included	E27	15W LED	1200	0,02	BL, BM, NL, NM, MR	B36
						CU, PT, PTMATT, CUMATT	B50
						AU, AUMATT	B61
LF5/AF/PLUG/...	Sospensione in ceramica per supporto fisso e presa, comprensiva di spina, 3 mt. di cavo pvc trasparente e accessorio bloccacavo Ceramic pendant for fixed support and socket, with plug, 3-meter long pvc transparent cable and cable lock accessory included	E27	15W LED	1200	0,02	BL, BM, NL, NM, MR	B36
						CU, PT, PTMATT, CUMATT	B50
						AU, AUMATT	B61
AF1800/115	Supporto fisso lineare 1800 mm. x 115 mm. in ottone anticato / Linear fixed support 1800 mm. x 115 mm. in aged brass			4900	0,03		B79

CE IP20

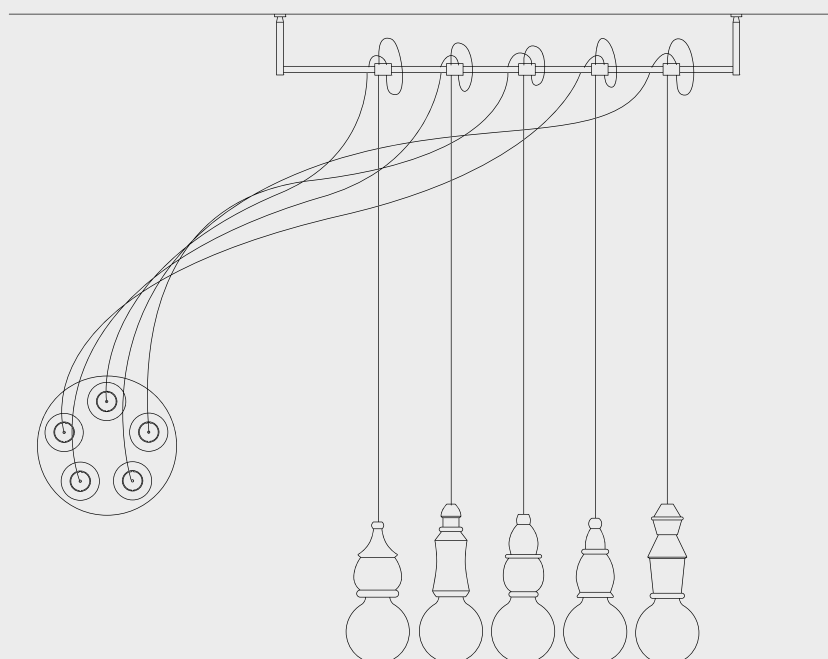
BL = Finitura bianco lucido / Glossy white
BM = Finitura bianco matt / Matte white
NL = Finitura nero lucido / Glossy black
NM = Finitura nero matt / Matte black

MR = Finitura metal rame / Copper metal
PT = Finitura platino / Platinum
AU = Finitura oro / Gold
CU = Finitura rame / Copper

PTMATT = Finitura platino matt / Matte platinum
AUMATT = Finitura oro matt / Matte gold
CUMATT = Finitura rame matt / Matte copper

LINEA Fate

Esempio di installazione con supporto fisso e presa
Example of installation with fixed support and socket



1 x Art. PRESA5/...



1 x Art. AF1800/115



1 x Art. LF1/AF/PLUG/...



1 x Art. LF2/AF/PLUG/...



1 x Art. LF3/AF/PLUG/...



1 x Art. LF4/AF/PLUG/...



1 x Art. LF5/AF/PLUG/...



PRESA3/...	Multipresa a 3 posizioni Multi socket for 3 positions	1900	0,02	BL, NL	B54
PRESA4/...	Multipresa a 4 posizioni Multi socket for 4 positions	1900	0,02	BL, NL	B58
PRESA5/...	Multipresa a 5 posizioni Multi socket for 5 positions	2500	0,02	BL, NL	B66
PRESA6/...	Multipresa a 6 posizioni Multi socket for 6 positions	2500	0,02	BL, NL	B68
PRESA7/...	Multipresa a 7 posizioni Multi socket for 7 positions	3400	0,04	BL, NL	B75
PRESA9/...	Multipresa a 9 posizioni Multi socket for 9 positions	3400	0,04	BL, NL	B80

CE ⊕ MAX 1000W IP20

BL = Finitura bianco lucido / Glossy white
NL = Finitura nero lucido / Glossy black



SISTEMA A CONTRAPPESO
COUNTERWEIGHT SYSTEM



Aldo Bernardi®

*SAPERE ARTIGIANO AD ALTO
VALORE CREATIVO. QUESTO È IL
NOSTRO PATRIMONIO, QUESTA
LA NOSTRA IDENTITÀ, QUESTI I
VALORI DA DOVE SVILUPPIAMO
OGGETTI E PROGETTI.*

*CRAFTSMANSHIP WITH
HIGH CREATIVE VALUE. THIS
IS OUR HERITAGE, THIS IS
OUR IDENTITY, THESE ARE
THE VALUES FROM WHERE
WE DEVELOP OBJECTS AND
PROJECTS.*



Aldo Bernardi®





Le belle fate
dove saranno andate?
Non se ne sente più parlare.
Io dico che sono scappate.

(Gianni Rodari - Le Belle Fate)

FATE

SALISCENDI

HEIGHT ADJUSTABLE

Saliscendi con contrappeso disponibile in ottone anticato o in ceramica, carrucola in ottone anticato e con cavo in pvc trasparente lunghezza 3 mt. E' necessario specificare la finitura della ceramica. Il saliscendi va necessariamente abbinato al rosone laterale di decentramento da ordinare a parte.

Height adjustable pendant with counterweight available in antique brass or ceramic, pulley in antique brass and with 3 meter long transparent PVC cable. It is necessary to specify the finish of the ceramic. The item must necessarily be combined with the side canopy to be ordered separately.

Insieme composto da / Set made of:
1) Art. LF/R5
5) Art. LF1/SALOT/MIX/BL





Insieme composto da / Set made of:

1) Art. LF/R180

1) Art. LF2/SALCER/MIX/AU

1) Art. LF5/SALCER/MIX/CU

Insieme composto da / Set made of:
5) Art. LF/R1
5) Art. LF3/SALCER/MIX/CUMATT/CUSTOM





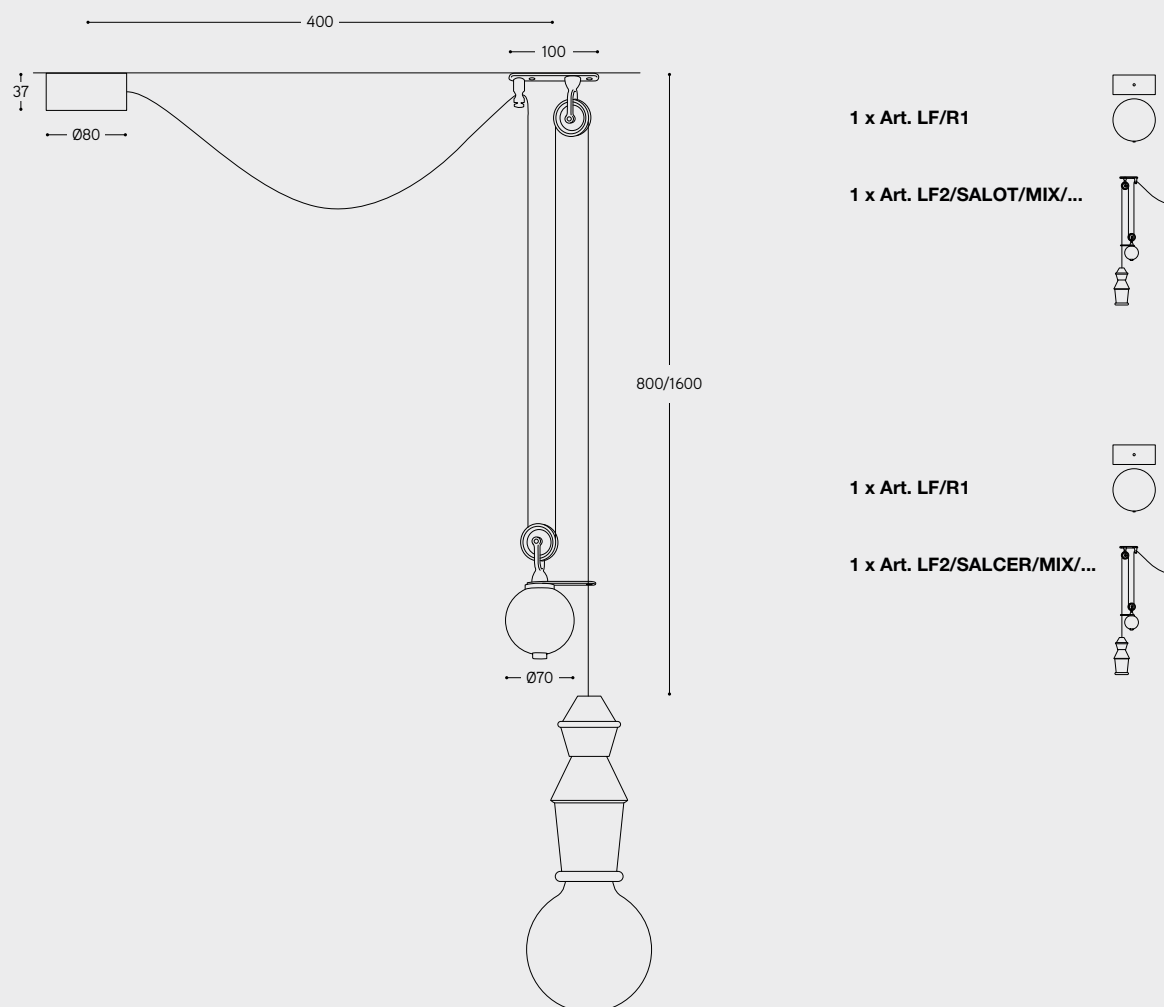


Insieme composto da / Set made of:

- 1) Art. LF/R4
- 1) Art. LF2/SALCER/MIX/BM
- 1) Art. LF3/SALCER/MIX/BM
- 1) Art. LF1/SALCER/MIX/BM
- 1) Art. LF4/SALCER/MIX/BM

LINEA Fate

Esempio di installazione
Example of installation



Attenzione:

l'articolo e' fornito con cavo lunghezza 3 metri, adatto ad una installazione quale quella riportata nell'esempio. Nel caso sia necessaria una lunghezza superiore del cavo, e' obbligatorio comunicarlo al momento dell'ordine e ricodificare l'articolo.

Notice:

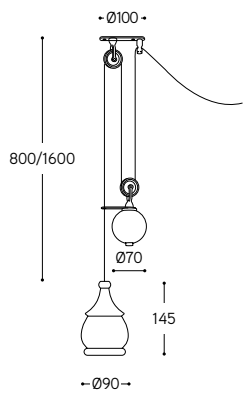
the article is supplied with a 3 meter cable, suitable for an installation such as the one shown in the example. If a longer cable length is needed, it is compulsory to communicate it at the time of the order and recode the article.



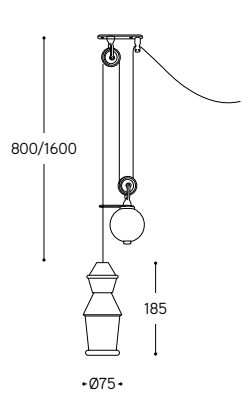
Insieme composto da / Set made of:

- 1) Art. LF/R5
- 1) Art. LF4/SALCER/MIX/NM
- 1) Art. LF3/SALCER/MIX/NM
- 1) Art. LF1/SALCER/MIX/NM
- 1) Art. LF2/SALCER/MIX/NM
- 1) Art. LF5/SALCER/MIX/NM

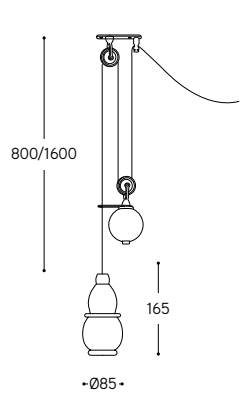
Art. LF1/.../MIX/...



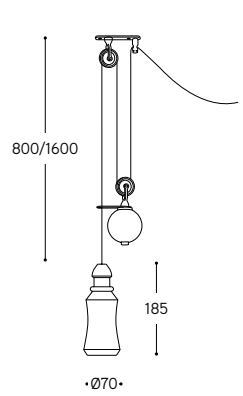
Art. LF2/.../MIX/...



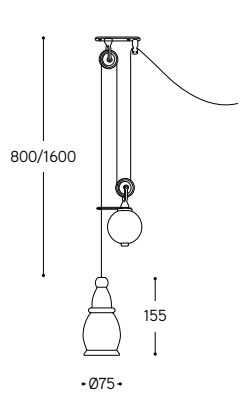
Art. LF3/.../MIX/...



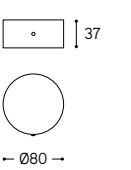
Art. LF4/.../MIX/...



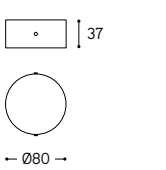
Art. LF5/.../MIX/...



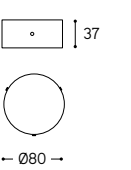
Art. LF/R1



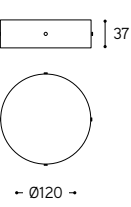
Art. LF/R180



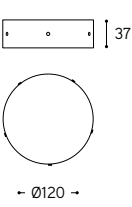
Art. LF/R3



Art. LF/R4



Art. LF/R5



Insieme composto da / Set made of:

6) Art. LF/R1

1) Art. LF5/SALCER/MIX/NM/CUSTOM

1) Art. LF2/SALCER/MIX/NM/CUSTOM

1) Art. LF1/SALCER/MIX/NM/CUSTOM

1) Art. LF4/SALCER/MIX/NM/CUSTOM

2) Art. LF3/SALCER/MIX/NM/CUSTOM





Insieme composto da / Set made of:


- 1) Art. LF/R3
- 1) Art. LF5/SALCER/MIX/PTMATT
- 1) Art. LF4/SALCER/MIX/CUMATT
- 1) Art. LF3/SALCER/MIX/AUMATT




Finiture ceramica / Ceramic finishes




BM
Bianco matt / Matte white




NM
Nero matt / Matte black



CUMATT
Rame matt / Matte copper




PTMATT
Platino matt / Matte platinum



AUMATT
Oro matt / Matte gold




BL
Bianco lucido / Glossy white




NL
Nero lucido / Glossy black




CU
Rame / Copper



PT
Platino / Platinum



AU
Oro / Gold





MR
Metal rame / Copper metal

ARTICOLO ITEM	DESCRIZIONE DESCRIPTION	ATTACCO SOCKET	POTENZA POWER	PESO GR. WEIGHT GR.	VOL. IN M³ VOL. IN M³	FINITURA FINISHING	FASCIA PREZZO PRICE RANGE
LF1/SALCER/MIX/...	Saliscendi con portalampade e contrappeso entrambi in ceramica , carrucola in ottone anticato e con cavo in pvc trasparente lunghezza 3 mt. E' necessario specificare la finitura della ceramica. Il saliscendi va obbligatoriamente abbinato al rosone laterale di decentramento da ordinare a parte. Ceramic height adjustable pendant with lampholder and counterweight both in ceramic , aged brass pulley and with 3 m long transparent PVC cable. It is necessary to specify the ceramic finishes. The pendant must necessarily be combined with the decentralization side rosette to be ordered separately.	E27	15W LED	2.400	0,02	BL, BM, NL, NM, MR	B71
						CU, PT, PTMATT, CUMATT	B90
						AU, AUMATT	B94
LF2/SALCER/MIX/...	Saliscendi con portalampade e contrappeso entrambi in ceramica , carrucola in ottone anticato e con cavo in pvc trasparente lunghezza 3 mt. E' necessario specificare la finitura della ceramica. Il saliscendi va obbligatoriamente abbinato al rosone laterale di decentramento da ordinare a parte. Ceramic height adjustable pendant with lampholder and counterweight both in ceramic , aged brass pulley and with 3 m long transparent PVC cable. It is necessary to specify the ceramic finishes. The pendant must necessarily be combined with the decentralization side rosette to be ordered separately.	E27	15W LED	2.400	0,02	BL, BM, NL, NM, MR	B71
						CU, PT, PTMATT, CUMATT	B90
						AU, AUMATT	B94
LF3/SALCER/MIX/...	Saliscendi con portalampade e contrappeso entrambi in ceramica , carrucola in ottone anticato e con cavo in pvc trasparente lunghezza 3 mt. E' necessario specificare la finitura della ceramica. Il saliscendi va obbligatoriamente abbinato al rosone laterale di decentramento da ordinare a parte. Ceramic height adjustable pendant with lampholder and counterweight both in ceramic , aged brass pulley and with 3 m long transparent PVC cable. It is necessary to specify the ceramic finishes. The pendant must necessarily be combined with the decentralization side rosette to be ordered separately.	E27	15W LED	2.400	0,02	BL, BM, NL, NM, MR	B71
						CU, PT, PTMATT, CUMATT	B90
						AU, AUMATT	B94
LF4/SALCER/MIX/...	Saliscendi con portalampade e contrappeso entrambi in ceramica , carrucola in ottone anticato e con cavo in pvc trasparente lunghezza 3 mt. E' necessario specificare la finitura della ceramica. Il saliscendi va obbligatoriamente abbinato al rosone laterale di decentramento da ordinare a parte. Ceramic height adjustable pendant with lampholder and counterweight both in ceramic , aged brass pulley and with 3 m long transparent PVC cable. It is necessary to specify the ceramic finishes. The pendant must necessarily be combined with the decentralization side rosette to be ordered separately.	E27	15W LED	2.400	0,02	BL, BM, NL, NM, MR	B71
						CU, PT, PTMATT, CUMATT	B90
						AU, AUMATT	B94
LF5/SALCER/MIX/...	Saliscendi con portalampade e contrappeso entrambi in ceramica , carrucola in ottone anticato e con cavo in pvc trasparente lunghezza 3 mt. E' necessario specificare la finitura della ceramica. Il saliscendi va obbligatoriamente abbinato al rosone laterale di decentramento da ordinare a parte. Ceramic height adjustable pendant with lampholder and counterweight both in ceramic , aged brass pulley and with 3 m long transparent PVC cable. It is necessary to specify the ceramic finishes. The pendant must necessarily be combined with the decentralization side rosette to be ordered separately.	E27	15W LED	2.400	0,02	BL, BM, NL, NM, MR	B71
							B90
						AU, AUMATT	B94
LF/R1	Rosone laterale di decentramento ad una sola entrata laterale in ottone anticato. Va utilizzato per il collegamento ad un solo saliscendi della linea FATE. Lateral decentralization rose with a single lateral entrance in antiqued brass. It must be used for connection to a single height adjustable pendant of the FATE line.			0,259	0,01		
LF/R180	Rosone laterale di decentramento a due entrate laterali a 180° in ottone anticato. Va utilizzato per il collegamento a due saliscendi della linea FATE. Lateral decentralization rose with two 180° lateral entrances in antiqued brass. It must be used for connection to two height adjustable pendants of the FATE line.			0,259	0,01		
LF/R3	Rosone laterale di decentramento a tre entrate laterali in ottone anticato. Va utilizzato per il collegamento a tre saliscendi della linea FATE. Lateral decentralization rose with three lateral entrances in antiqued brass. It must be used for connection to three height adjustable pendants of the FATE line.			0,259	0,01		
LF/R4	Rosone laterale di decentramento a quattro entrate laterali in ottone anticato. Va utilizzato per il collegamento a quattro saliscendi della linea FATE. Lateral decentralization rose with four lateral entrances in antiqued brass. It must be used for connection to four height adjustable pendants of the FATE line.			0.570	0,01		
LF/R5	Rosone laterale di decentramento a cinque entrate laterali in ottone anticato. Va utilizzato per il collegamento a cinque saliscendi della linea FATE. Lateral decentralization rose with five lateral entrances in antiqued brass. It must be used for connection to five height adjustable pendants of the FATE line.			0.570	0,01		

CE □ IP20

BL = Finitura bianco lucido / Glossy white
BM = Finitura bianco matt / Matte white
NL = Finitura nero lucido / Glossy black
NM = Finitura nero matt / Matte black
MR = Finitura metal rame / Copper metal
PT = Finitura platino / Platinum

AU = Finitura oro / Gold
CU = Finitura rame / Copper
PTMATT = Finitura platino matt / Matte platinum
AUMATT = Finitura oro matt / Matte gold
CUMATT = Finitura rame matt / Matte copper

Contrappeso in ottone anticato / Aged brass counterweight

ARTICOLO ITEM	DESCRIZIONE DESCRIPTION	ATTACCO SOCKET	POTENZA POWER	PESO GR. WEIGHT GR.	VOL. IN M³ VOL. IN M³	FINITURA FINISHING	FASCIA PREZZO PRICE RANGE
LF1/SALOT/MIX/...	Saliscendi con portalampada in ceramica e contrappeso in ottone anticato , carrucola in ottone anticato e con cavo in pvc trasparente lunghezza 3 mt. E' necessario specificare la finitura del portalampade in ceramica. Il saliscendi va obbligatoriamente abbinato al rosone laterale di decentramento da ordinare a parte. <i>Ceramic height adjustable pendant with ceramic holder and aged brass counterweight</i> , aged brass pulley and with 3 m long transparent PVC cable.It is necessary to specify the ceramic finishes. The pendant must necessarily be combined with the lateral decentralization rose to be ordered separately.	E27	15W LED	2.400	0,02	BL, BM, NL, NM, MR	B71
						CU, PT, PTMATT, CUMATT	B88
						AU, AUMATT	B91
LF2/SALOT/MIX/...	Saliscendi con portalampada in ceramica e contrappeso in ottone anticato , carrucola in ottone anticato e con cavo in pvc trasparente lunghezza 3 mt. E' necessario specificare la finitura del portalampade in ceramica. Il saliscendi va obbligatoriamente abbinato al rosone laterale di decentramento da ordinare a parte. <i>Ceramic height adjustable pendant with ceramic holder and aged brass counterweight</i> , aged brass pulley and with 3 m long transparent PVC cable.It is necessary to specify the ceramic finishes. The pendant must necessarily be combined with the lateral decentralization rose to be ordered separately.	E27	15W LED	2.400	0,02	BL, BM, NL, NM, MR	B71
						CU, PT, PTMATT, CUMATT	B88
						AU, AUMATT	B91
LF3/SALOT/MIX/...	Saliscendi con portalampada in ceramica e contrappeso in ottone anticato , carrucola in ottone anticato e con cavo in pvc trasparente lunghezza 3 mt. E' necessario specificare la finitura del portalampade in ceramica. Il saliscendi va obbligatoriamente abbinato al rosone laterale di decentramento da ordinare a parte. <i>Ceramic height adjustable pendant with ceramic holder and aged brass counterweight</i> , aged brass pulley and with 3 m long transparent PVC cable.It is necessary to specify the ceramic finishes. The pendant must necessarily be combined with the lateral decentralization rose to be ordered separately.	E27	15W LED	2.400	0,02	BL, BM, NL, NM, MR	B71
						CU, PT, PTMATT, CUMATT	B88
						AU, AUMATT	B91
LF4/SALOT/MIX/...	Saliscendi con portalampada in ceramica e contrappeso in ottone anticato , carrucola in ottone anticato e con cavo in pvc trasparente lunghezza 3 mt. E' necessario specificare la finitura del portalampade in ceramica. Il saliscendi va obbligatoriamente abbinato al rosone laterale di decentramento da ordinare a parte. <i>Ceramic height adjustable pendant with ceramic holder and aged brass counterweight</i> , aged brass pulley and with 3 m long transparent PVC cable.It is necessary to specify the ceramic finishes. The pendant must necessarily be combined with the lateral decentralization rose to be ordered separately.	E27	15W LED	2.400	0,02	BL, BM, NL, NM, MR	B71
						CU, PT, PTMATT, CUMATT	B88
						AU, AUMATT	B91
LF5/SALOT/MIX/...	Saliscendi con portalampada in ceramica e contrappeso in ottone anticato , carrucola in ottone anticato e con cavo in pvc trasparente lunghezza 3 mt. E' necessario specificare la finitura del portalampade in ceramica. Il saliscendi va obbligatoriamente abbinato al rosone laterale di decentramento da ordinare a parte. <i>Ceramic height adjustable pendant with ceramic holder and aged brass counterweight</i> , aged brass pulley and with 3 m long transparent PVC cable.It is necessary to specify the ceramic finishes. The pendant must necessarily be combined with the lateral decentralization rose to be ordered separately.	E27	15W LED	2.400	0,02	BL, BM, NL, NM, MR	B71
							B88
						AU, AUMATT	B91
LF/R1	Rosone laterale di decentramento ad una sola entrata laterale in ottone anticato. Va utilizzato per il collegamento ad un solo saliscendi della linea FATE. Lateral decentralization rose with a single lateral entrance in antiqued brass. It must be used for connection to a single height adjustable pendant of the FATE line.			0,259	0,01		
LF/R180	Rosone laterale di decentramento a due entrate laterali a 180° in ottone anticato. Va utilizzato per il collegamento a due saliscendi della linea FATE. Lateral decentralization rose with two 180° lateral entrances in antiqued brass. It must be used for connection to two height adjustable pendants of the FATE line.			0,259	0,01		
LF/R3	Rosone laterale di decentramento a tre entrate laterali in ottone anticato. Va utilizzato per il collegamento a tre saliscendi della linea FATE. Lateral decentralization rose with three lateral entrances in antiqued brass. It must be used for connection to three height adjustable pendants of the FATE line.			0,259	0,01		
LF/R4	Rosone laterale di decentramento a quattro entrate laterali in ottone anticato. Va utilizzato per il collegamento a quattro saliscendi della linea FATE. Lateral decentralization rose with four lateral entrances in antiqued brass. It must be used for connection to four height adjustable pendants of the FATE line.			0.570	0,01		
LF/R5	Rosone laterale di decentramento a cinque entrate laterali in ottone anticato. Va utilizzato per il collegamento a cinque saliscendi della linea FATE. Lateral decentralization rose with five lateral entrances in antiqued brass. It must be used for connection to five height adjustable pendants of the FATE line.			0.570	0,01		

CE IP20

BL = Finitura bianco lucido / Glossy white
BM = Finitura bianco matt / Matte white
NL = Finitura nero lucido / Glossy black
NM = Finitura nero matt / Matte black
MR = Finitura metal rame / Copper metal
PT = Finitura platino / Platinum




AU = Finitura oro / Gold
CU = Finitura rame / Copper
PTMATT = Finitura platino matt / Matte platinum
AUMATT = Finitura oro matt / Matte gold
CUMATT = Finitura rame matt / Matte copper

LEGENDA

Tutti gli apparecchi di illuminazione sono forniti senza lampadina. Il peso degli articoli è in grammi e si intende "lordo".

Le dimensioni sono espresse in millimetri.

All luminaires are supplied without a light bulb. The weight of the articles is in grams and means "gross". The dimensions are expressed in millimeters.

IP20	Protezione contro l'ingresso di corpi solidi di \varnothing 12 mm. Nessuna protezione contro la pioggia. Protection against entry of solid bodies of \varnothing 12 mm. No protection against rain.
CE	Dichiarazione di conformità alle direttive europee. Conformity declaration european directives.
	Apparecchio in classe II di isolamento. Appliance class II insulation.
	Apparecchio e lampada che non richiede schermo di protezione. Appliance and lamp not requiring protection screen.
	<p>Informazioni all'utilizzatore ai sensi dell'Art 13 del Dlgs 151/05 - Attuazione della Direttiva Europea 2012/19/UE - (Rifiuti di apparecchiature elettriche ed elettroniche - RAEE). Il simbolo del cassonetto barrato a fianco riportato indica che questa apparecchiatura deve essere oggetto di raccolta separata. È fatto quindi obbligo di non smaltire questo prodotto giunto a fine vita come rifiuto urbano. Lo smaltimento deve essere effettuato presso gli appositi sistemi di raccolta dei rifiuti di questo tipo, oppure mediante riconsegna al distributore all'atto di acquisto di un analogo prodotto nuovo. Assicurandosi che questo prodotto sia smaltito correttamente, ed evitandone usi impropri, si contribuisce ad impedire possibili conseguenze negative all'ambiente e alla salute delle persone, data la presenza al loro interno di sostanze potenzialmente pericolose. Lo smaltimento deve avvenire in accordo con la normativa vigente per lo smaltimento dei rifiuti, pena le sanzioni previste in caso di smaltimento abusivo di detti rifiuti (RAEE). Lo smaltimento abusivo del prodotto da parte dell'utente comporta l'applicazione delle sanzioni amministrative di cui all'articolo 50 e seguenti del D.Lgs. N. 22/1997 Come modificato dal D.Lgs. 3-4-2006 N. 152 successive modifiche e integrazioni.</p> <p>Information for users in accordance with European Directives 2012/19/UE on the restriction of the use of dangerous substances in electric and electronic equipment as well as their waste disposal. The burred symbol of the rubbish bin shown on the equipment indicates that, at the end of its useful life, the product must be collected separately from the other waste. Therefore, any products that have reached the end of their useful life must be given to waste disposal centres specialising in separate collection of waste electrical and electronic equipment, or given back to the retailer at the time of purchasing new similar equipment, one a one for one basis. The adequate separate collection for the subsequent start-up of the equipment sent to be recycled, treated and disposal of in an environmentally, compatible way contributes to preventing possible negative effects on the environment and health and optimises the recycling and reuse of components making up the apparatus. Abusive disposal of the product by the user involves application of the administrative sanctions according to the laws in force.</p>

Aldo Bernardi S.r.l.
Via Vittorio Veneto 7
31017 Pieve del Grappa
Treviso, Italia

T +39 0423.538783

info@aldobernardi.it
www.aldobernardi.it



Copyright © 2022 Aldo Bernardi S.r.l.

Aldo Bernardi S.r.l. si riserva il diritto di effettuare modifiche ai prodotti senza l'obbligo di preavviso. Tutti i diritti sono riservati. I decori e tutti gli oggetti rappresentati nel catalogo possono produrre colori e tonalità non perfettamente fedeli agli originali. Il rame e l'ottone possono avere tonalità diverse da quelle raffigurate nelle foto del catalogo. Il rame e l'ottone non sono verniciati ma sottoposti ad un processo di anticatura. Ciò è dovuto alla lavorazione manuale del procedimento di anticatura. L'anticatura del rame e dell'ottone, effettuata artigianalmente, accelera ma non sostituisce l'ossidazione naturale di questi materiali che, esposti all'esterno, subiranno l'azione degli agenti specifici presenti nell'aria, diversi da zona a zona.

Aldo Bernardi S.r.l. reserves the right to modify products, without notice, anytime. All rights reserved. Decorations and all the objects represented in the catalogue can reproduce colours and shades not perfectly true to the original. Copper, brass and casting can take on different shades to those given in the catalogue. Copper and brass are not painted they are submitted to an aging process. The aging, manufacturing process, speeds up, but does not replace the natural oxidation of these materials. Copper and brass natural aging process, positioned in different environment, will be subjected to the influence of different atmospheric agents, depending from the environment.

AD
Piero Simonetto **INTOTHESIGN.IT**

ALDO BERNARDI
REV.01/22



aldobernardi.it